

**§1**

1.1

www.sse.com.cn

1.2

1.3

1.4

**§ 2**

2.1

	600196

2.2



--	--	--

		021-23138196
	021-23138035	021-23138035
	600196@fosunpharma.com	600196@fosunpharma.com

**§ 3**

3.1

	2011	2010	%	2009
--	------	------	---	------



	2011		2010	2009
	774,711,617.33	1	599,803,922.48	2,680,937,853.10
	36,572,487.70		7,419,824.96	29,895,477.70
	90,678,158.00	2	2,431,985.33	1,202,122.00
	169,651,443.51	3	82,392,711.08	101,120,919.09
	8,796,210.80		17,965,749.35	2,435,374.10
	-148,048,954.51	4		
	-85,828,166.45		-29,223,312.76	-10,054,602.51
	-246,165,906.32		-191,511,090.74	-681,447,836.65
	600,366,890.06		489,279,789.7	2,124,089,306.83

1

" " 34%

34% 32.05%

673,050,671.00

" " 2011 6 22

"

" 20% 14.88%

55,023,932.00

29,272,002.01 7.99%

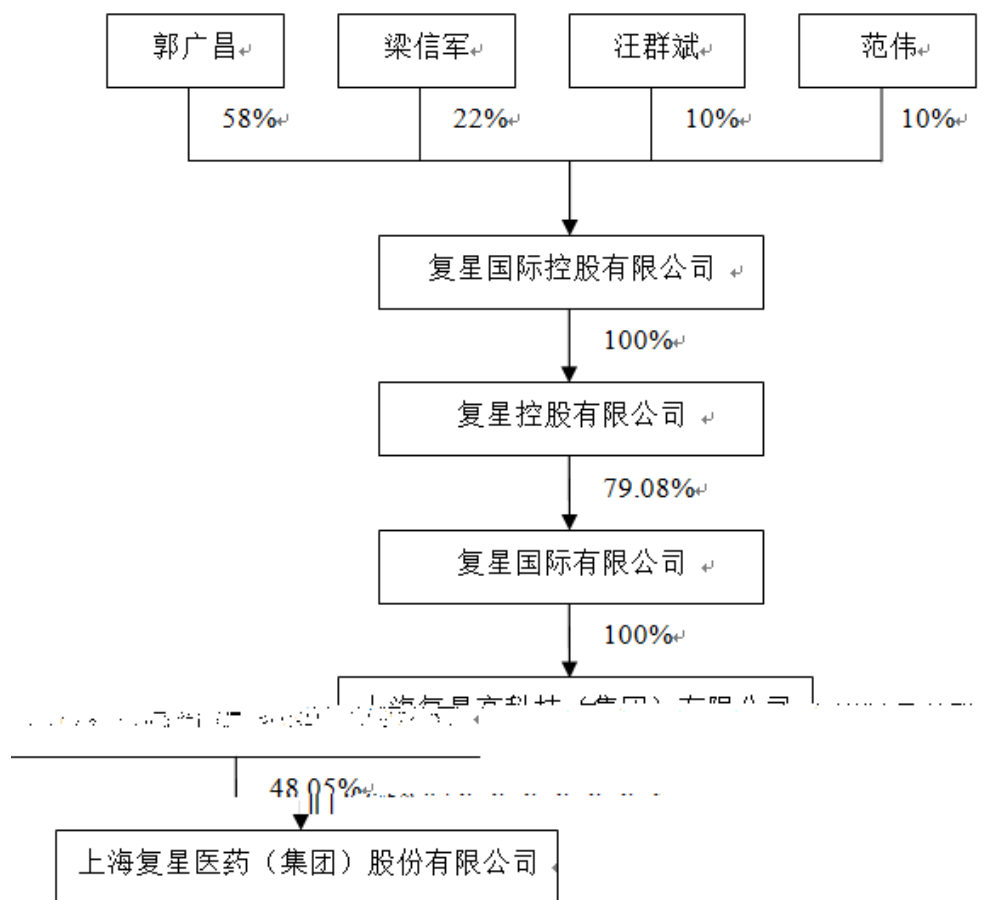
4

## § 4

4.1 10 10

2011	162,307			162,852
		(%)		
		48.05	915,122,529	0 4,773,000
005L FH002		3.22	61,247,342	0
018L FH001		1.21	23,024,035	0
		0.99	18,890,062	0
MARTIN CURRIE INVESTMENT MANAGEMENT LIMITED		0.68	12,987,394	0
		0.50	9,446,079	0
		0.45	8,638,672	0
( )		0.45	8,568,240	0
GEAM A		0.40	7,623,902	0
		0.38	7,214,506	0
			910,349,529	
005L FH002			61,247,342	
018L FH001			23,024,035	
			18,890,062	
MARTIN CURRIE INVESTMENT MANAGEMENT LIMITED			12,987,394	
			9,446,079	
			8,638,672	
( )			8,568,240	
GEAM A			7,623,902	
			7,214,506	
				005L
		FH002	( )	

4.2



§ 5

5.1

1

2011

“ ”

386,690.41      648,554.08      2010      42.37%  
 35.22%

9 /

2010      2011      116,560.76      158,050.61      172,666.13  
 2010      38.59%      43.65%      34.96%

1

2

				3.1
	118	5		
70		2011		
			2011	
		"	" " 2011	
	10 "			
2011				386,690.41
2010	35.22%	74, 619. 71	2010	50. 32%
				2011
		2011		
			2011	
	36,799.26	16,331.15		
			" "	
2011	"	"		
	2	1		1
			118	
		/	5	
		2011		70
2011			144,040.45	2010
25.48%			55,153.86	2010

24.33%

1,022.25

15.61

47.65%

29.11%

2011

650

2011

68,744.14

2011

106,075.02

7,025.01

2011

168.32%

111.24%

CHINDEX

MEDICAL

"

"

2012

60%

HPV

90%

200

2011

4, 877

500

2011

7, 709

"

"

(United Family Hospital)

2011

EHS

GB/T24001-2004 GB/T28001-2001

18

EHS

EHS

(GMP)

GB/T19001-2008

16

30

(H )

GMP

2011

“

”

2011

Employer Branding Institute

”

2011

”

2

1

: :



2011

			%	%	%	%
	383,829.61	199,906.05	47.92	36.48	27.55	3.64
	140,615.77	123,806.16	11.95	24.41	20.14	3.13
	105,664.40	62,991.40	40.39	168.46	178.35	-2.12
	21,944.59	8,402.97	61.71	126.85	118.32	1.50
	361,885.02	191,503.07	47.08	33.26	25.27	3.38

2011

ChindexMedicalLimited

770.01

2

: :

		%
	166,210	16.60
	88,979	20.72
	38,038	22.07
	20,869	46.37
	91,551	23.14
	11,791	-54.99
	21,448	11.99
	13,450	303.03
	5,671	495.59
	1,126	-
	43,622	-
	62,203	-
	75,528	20.27

2011 6

3 5 62,050.87 13.39% 5  
62,403.94 9.62%

4

	2011 12 31		2010 12 31		%
		%		%	
	289,457	12.99	334,356	19.86	-6.88
	92,633	4.16	83,655	4.97	-0.81
	112,394	5.04	93,277	5.54	-0.50
	812,491	36.45	680,441	40.42	-3.97
	156,015	7.00	130,802	7.77	-0.77
	106,718	4.79	38,297	2.28	2.51
	159,736	7.17	177,448	10.54	-3.38
	256,806	11.52	98,610	5.86	5.66
	134,704	6.04	177,224	10.53	-4.49

16

16

5 2011

6

	2011	2010	%
	120,996	79,827	51.57
	88,613	56,962	55.57

2011

	28,951	16,256	78.09
	34,182	20,161	69.55

H

7

	2011	2010	%
	31,665	20,336	55.71
	-176,655	-26,430	-568.39
	91,300	182,245	-49.90
	138,484	100,034	38.44

H

8

: :

		(%)
H	67,305	38.98

9

		v	19,654	110,255	47,582	11,134
			11,592	128,059	71,464	9,028
			5,112	70,426	34,345	7,714
			28,503	77,854	46,970	3,425

2011

			10,787.50	33,263	28,102	16,331
--	--	--	-----------	--------	--------	--------

2011

		2011	2011	
			1	
		40,600	2,095	2011 8 31
		9,966	-34	-
		5,752	150	2011 10 31
		297	-3	-
		75,093	6,688	2011 8 31
		10,600	-	2011 12 31

1

2011

		1	2011 2
		3,781	153
		591	-1

2011

			22	22,370	17,269	16,578	14.22
			0	-12,901	-12,941	-12,941	-11.10

2

2012

"

2012

"

"

"

"

H

**2012**

2012

2012

2012

2011

20%

2012

2012

(GMP)

+ " " " " " " " "

2012

3.6

2012

,

2012

2012

"

"

2012

2012

2012

500

"

"

2012

2012

EHS

H

2012

cGMP

9

1

2

3

A

4

5.2

5.1

5.3

5.1

**§ 6**

6.1

6.2

6.3

3 4 5

2012 3 23