

FOSUN PHARMA
复星医药

2022



1

2

3

4

5

6



439.52 ↑

+12.66% YoY

139.38 ↑

+2.49% YoY

30% ↑

25%

31.7%

38.73 ↑

+18.17% YoY

42.18 ↑

+7.10% YoY

MSCI-ESG

BBB

A

A



® **PD-1**
MSI-H sqNSCLC ES-SCLC SCLC
FDA EC
MAA EMA *

®
2022
® **CAR-T**
10

13
III
mRNA

®
RT002
III
SCLC

Tenapanor NHE3 *



®
Parsabiv®

Organon Eurofarma
Abbott



Syneos Health
PD-1

Gland
Pharma
Cenexi
CDMO
Sisram

66%



GT1-GT6

CMC

Scientific Advisor Board
SAB

5

®

2022

674

	2021	2022	YoY
	390.11	439.52	12.7%
	47.29	37.31	-21.1%
	32.77	38.73	18.2%
	39.38	42.18	7.1%
	49.78	58.85	18.2%
	38.37	43.02	12.1%
	1.85	1.43	-22.7%
()	30%	30%	-

	2021	2022
	48.1%	47.3%
	23.3%	20.9%
	8.3%	8.7%
	9.8%	9.8%
	1.2%	1.5%
	24.8%	26.4%


	2021	2022
	103.17	162.41
	391.96	445.82
	1.04	1.06
	0.85	0.85
	48.2%	49.5%

BNTX -1.42 15.93 , BNTX
 -10 37.31
 21.10%

1
 2)
 3
 2.96
 1
 3
 2
 2022 7
 44.8
 A
 1
 2
 3
 A



-



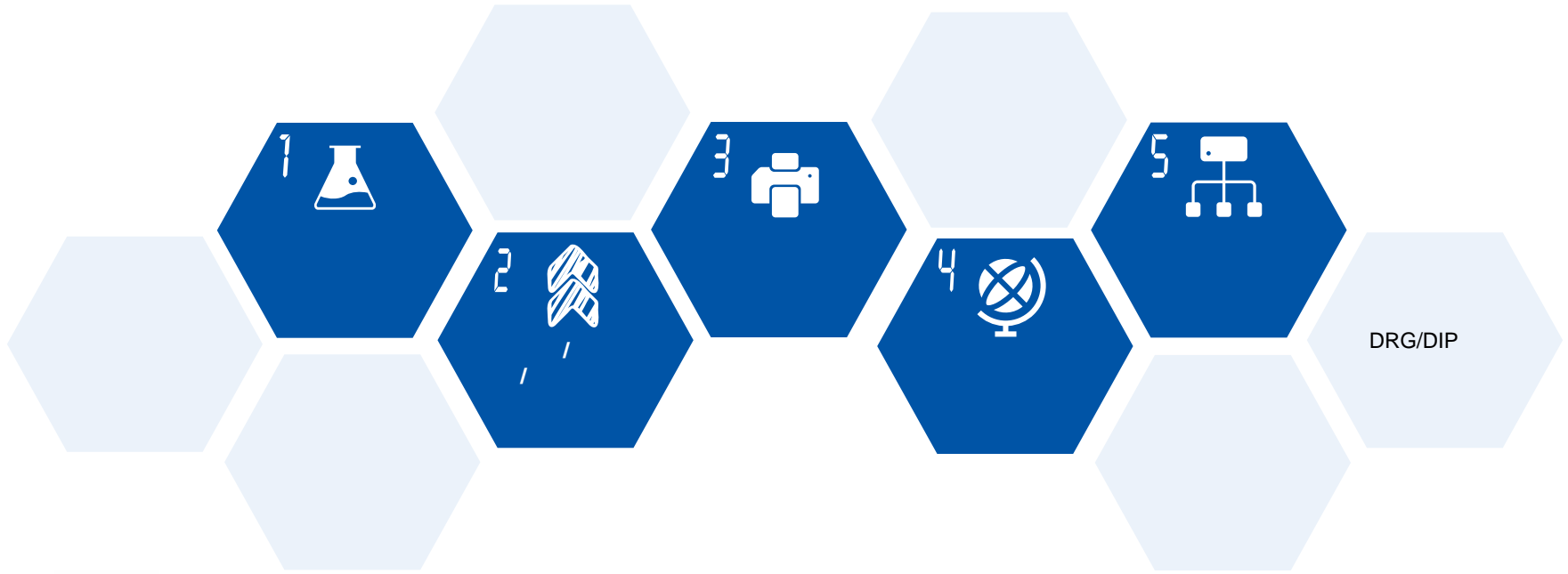
1
2
3
4

BNTX

2022

2021







/ADC RNA



ADC"




RNAi

mRNA



" CAR-



&

02



CNS

01



03



50%

FIC+BIC

[Redacted]

[Redacted]

MSI-H ® PD-1

® CAR-T

® CD20

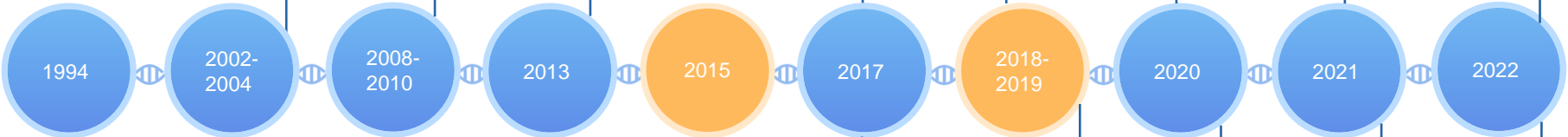

® HER2

®

®

®





药友制药 | FOSUN PHARMA
 万邦医药 | FOSUN PHARMA
 麒麟医药 | FOSUN PHARMA

Gland
 TRIDEM PHARMA
 A FOSUNPHARMA Company

Gland Pharma
 Tridem Pharma

Alma

Alma

FOSUN IDGENVAX
 复星安特金

cenexi
 Gland Pharma CDMO



INTUITIVE FOSUN
 直观器械
 FOSUNKite
 微创器械生物


Intuitive Surgical
 Kite Pharma

sobi
 RT002

BIONTECH
 mRNA

HEL SINN
 Akynzeo
 Aloxi
 Anamorelin

AMGEN 安进
 Parsabiv
 真实生物
 Insilico Medicine
 AI



FES Fosun Ecosystem/Entrepreneurship System

SRM

INNOX

2022 FES

OBM

OTC

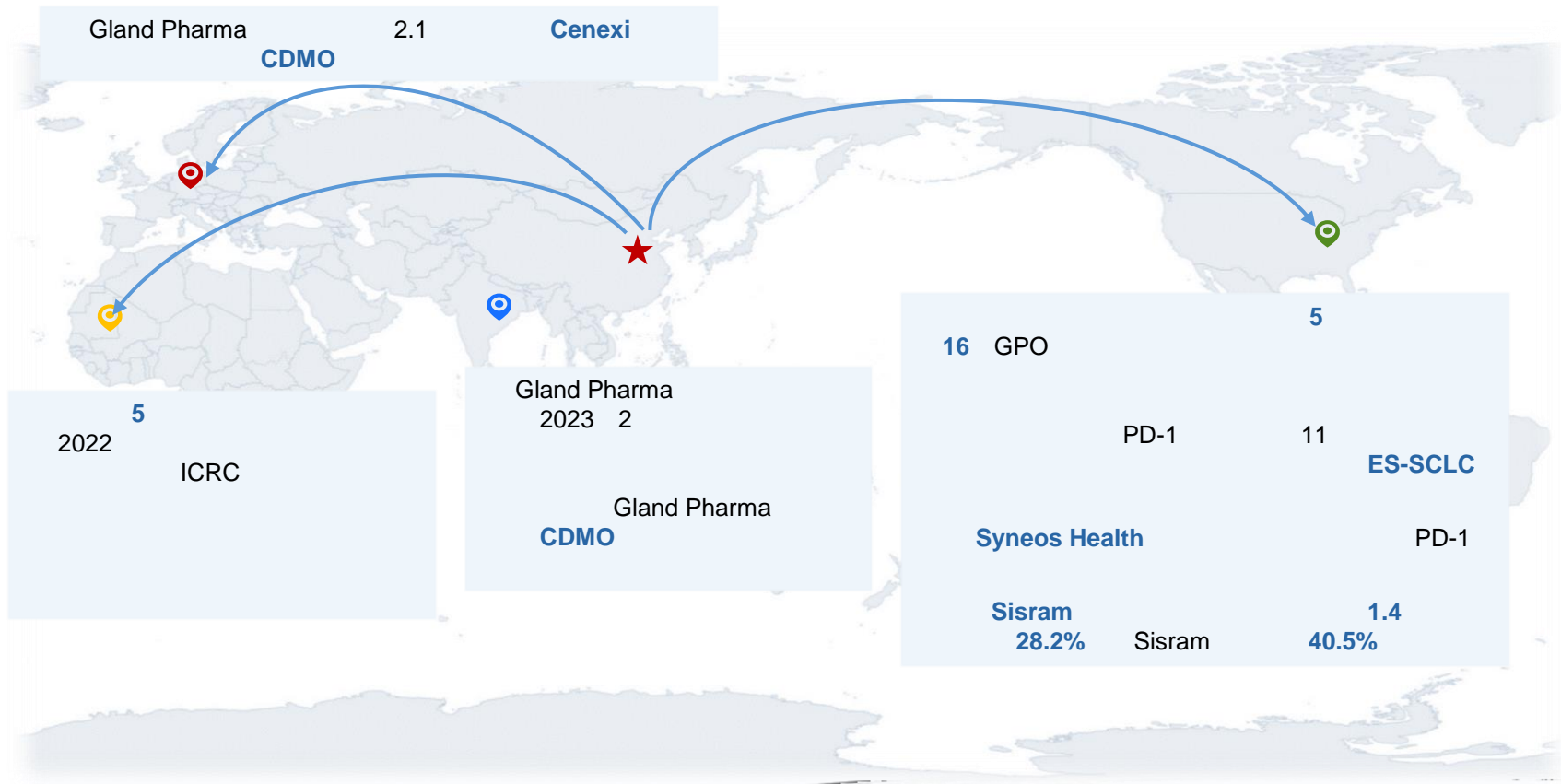
6,000

2022

20.87%

2.46

1/2

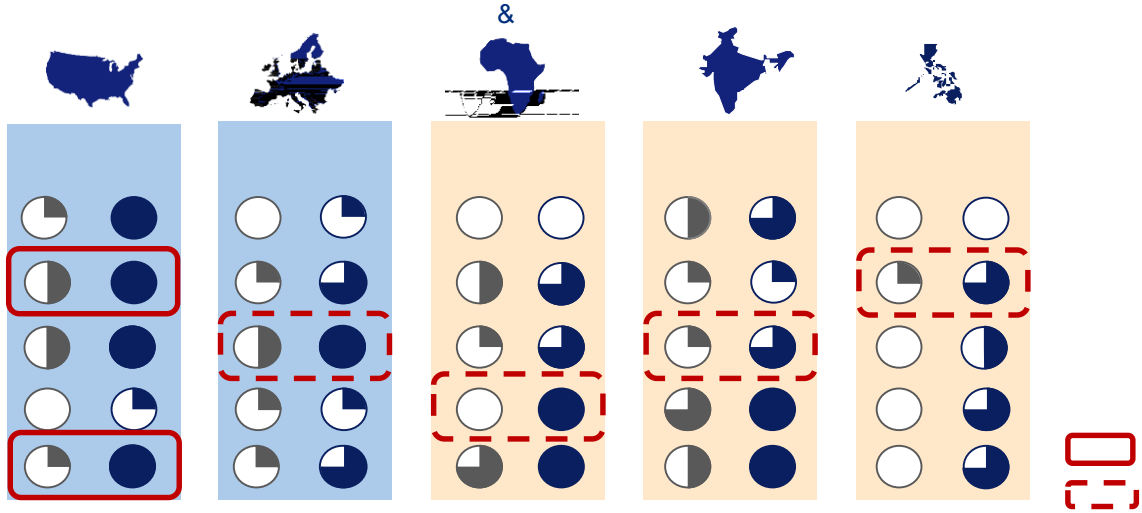




&

&BD&

:



, &BD



MSCI-ESG

A

2022

BBB
2021

BB
2020



Environment

	EHS 2021-2026	EHS	EHS
2022		115.36	
	337,806		3.2%



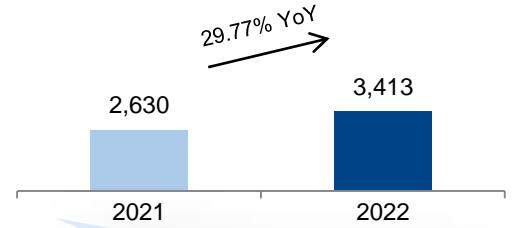
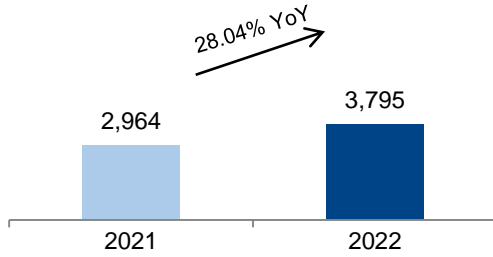
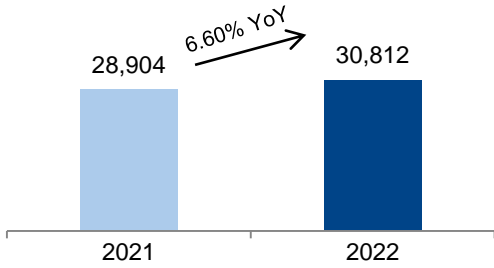


Social

A



-



RNA

/ADC



1
2

BNTX

55.22 26%¹
+39.44% YoY

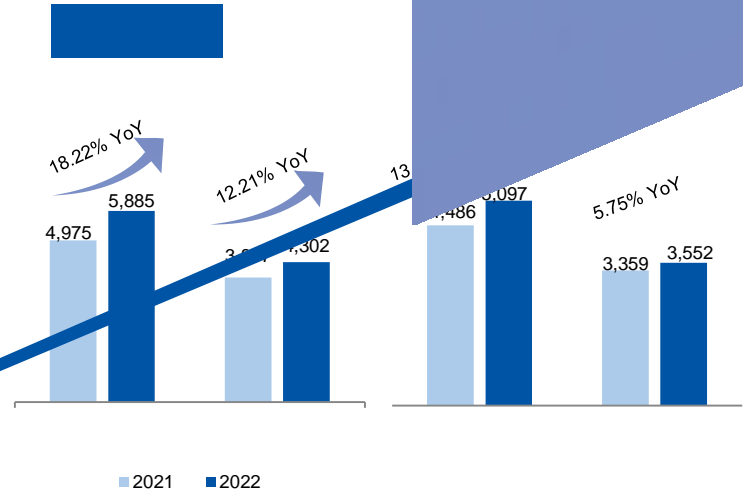
TNF-
PD-1 ® HER2 ®
 ® ®
 ® ®

YoY **50.97** +13.62%
85%

16.54%
11.53% 35.52

30%

260 2022
249
16 PCT 17
48





SCLC

PD-1

3.4

2022

9

®



ES-SCLC

III

(OS)

OS

15.4

10.9

24

43.1%

7.9%



PD-1

MSI-H

SCLC FDA EC

JAMA
British Journal of Cancer

Nature Medicine

nature
medicine

JAMA
The Journal of the American Medical Association

BJC
British Journal of Cancer



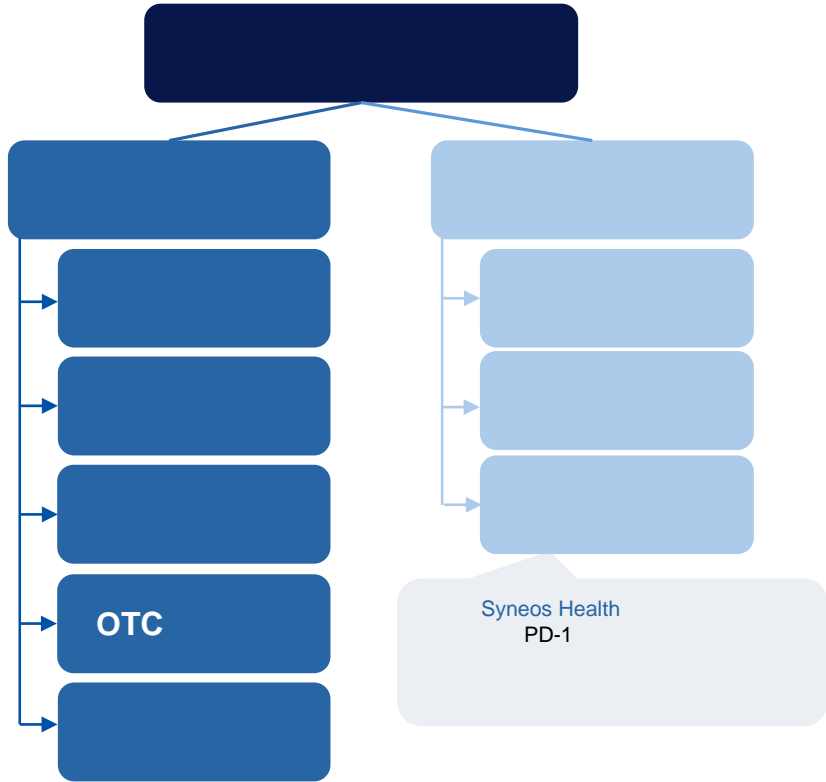
27

110

30%

400

DTP

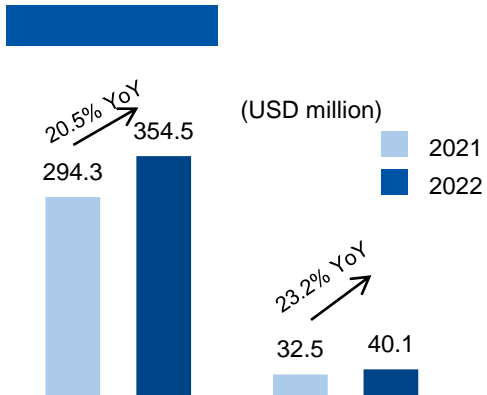


2022			
10	5	mRNA	
		® HER2	
		® CD20	
		®	
5	10	3	®
			®
3	5	8	® PD-1
			®
			®
			VERO
			8
1	3	31	® TNF-
			®
			®
			®
			31

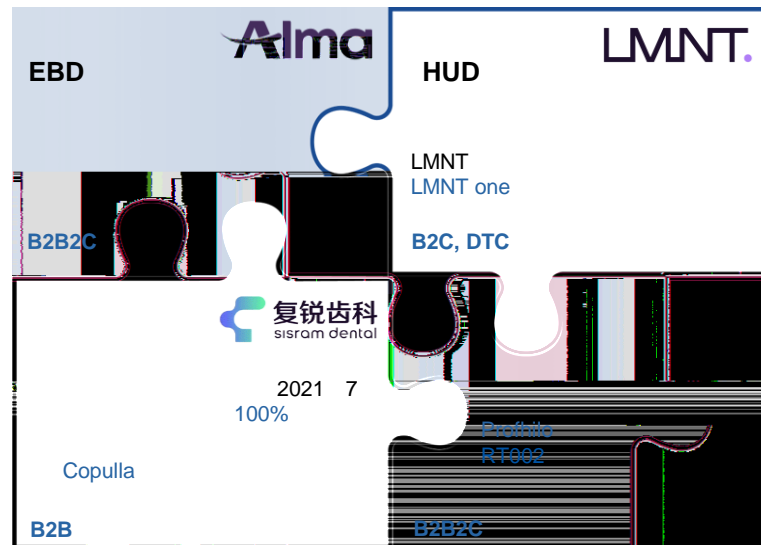


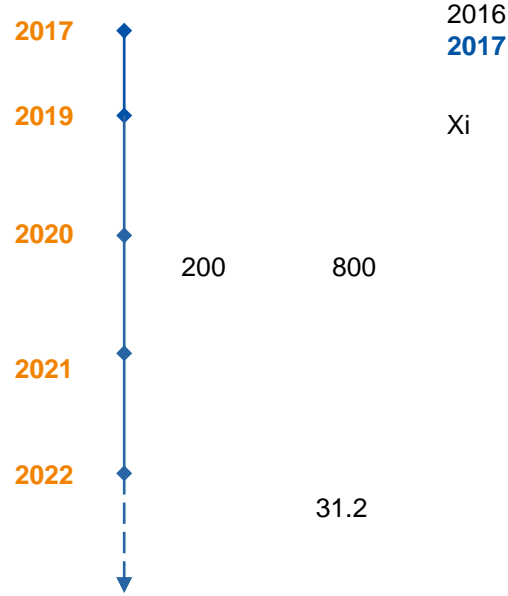


2022



2022





2016
2017

Xi

200 800

31.2

Intuitive Surgical

1,700 4,000



2022 55
300

10 2000 FDA 7,544 2022 12 31
55,000
1,000

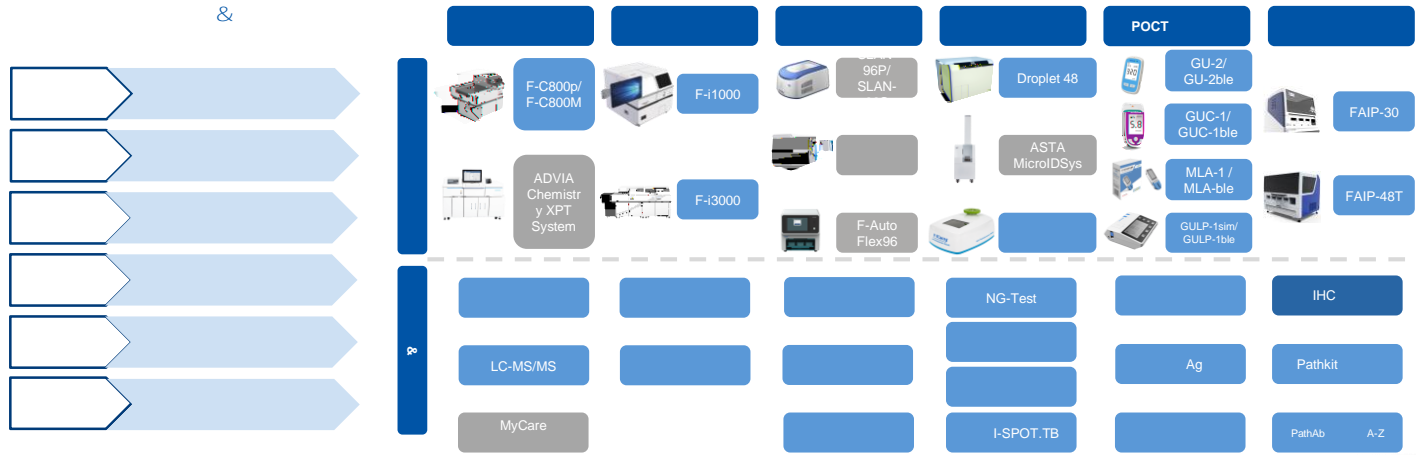
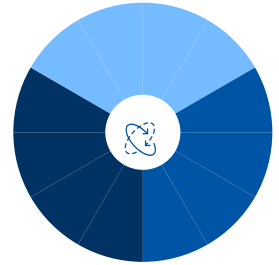
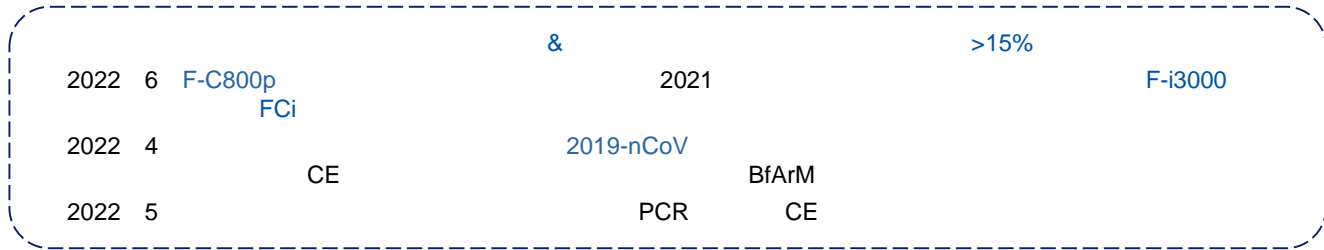
Ion

2019 Ion
FDA
2021 10 Ion

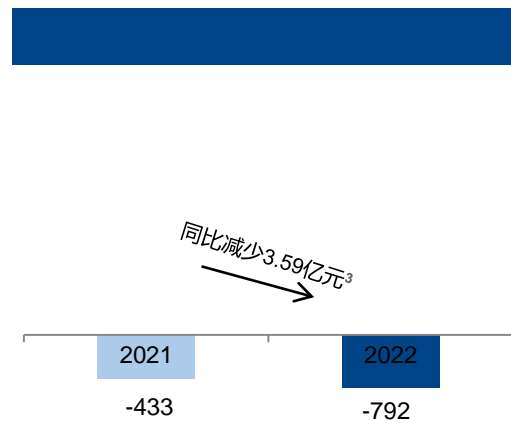
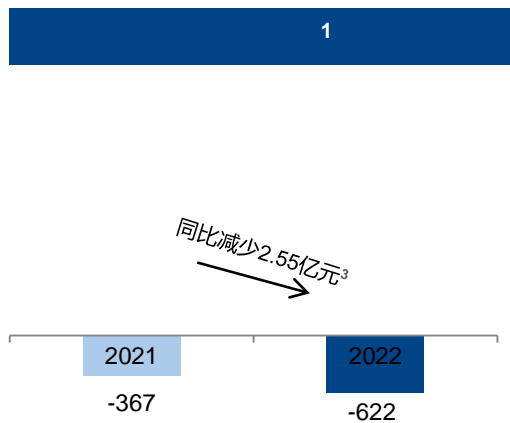
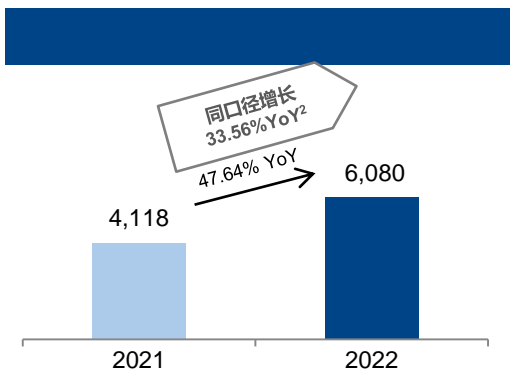
Ion



2022









JCI

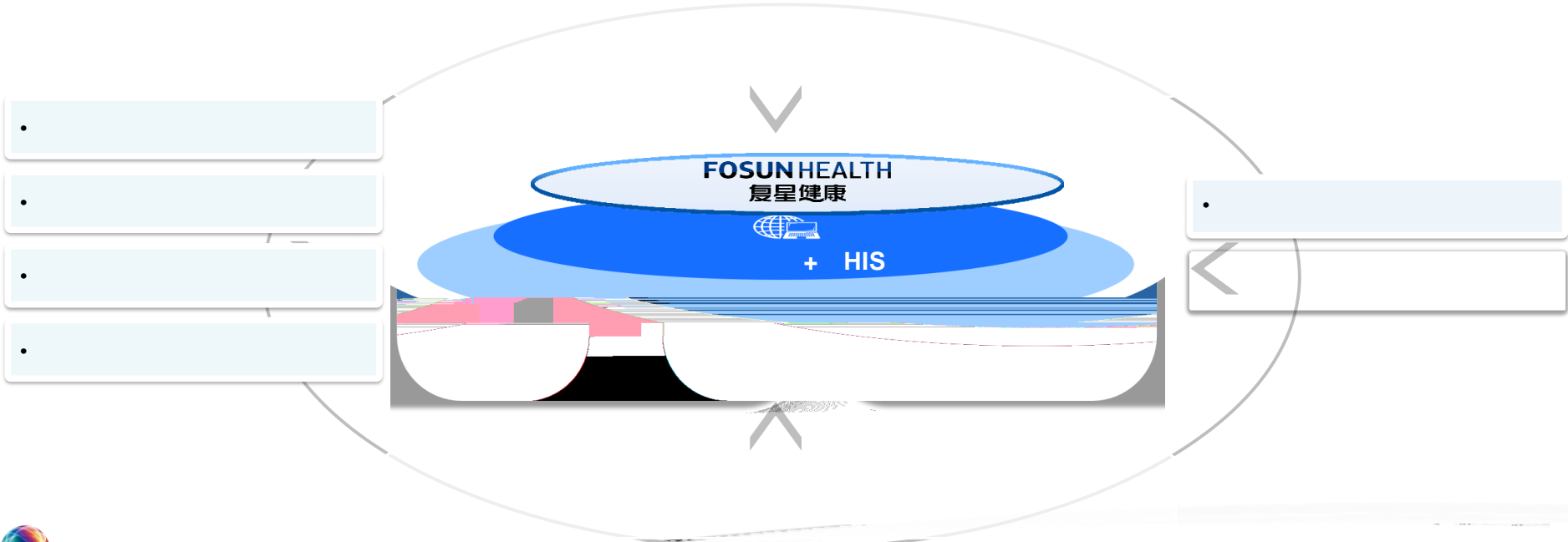
"

6,333 *

JVF

		JCI国际认证医院 Organization Accredited by Joint Commission International	2022	21.45	1,750 1.11
			86.47%		
	深圳恒生医院 SHENZHEN HENGSHENG HOSPITAL		2017	11 60%	600 9.09
	南京医科大学 JIANGSU UNIVERSITY OF MEDICAL SCIENCE		900		800
			2022	1	70%

	宿州市肿瘤医院 SUZHOU TUMOR HOSPITAL		卓尔荟 JOYFUL WAY
	安徽济民肿瘤医院 ANHUI JIMIN CANCER HOSPITAL		
	温州老年病医院 WENZHOU GERIATRIC HOSPITAL		
	星家整形医疗美容 XINGJIA PLASTIC SURGERY		
	湖北省人民医院 HUBEI PROVINCE PEOPLE'S HOSPITAL		武汉济和医院 WUHAN JIHE HOSPITAL
	STAR HOSPITAL 星晨妇儿	上海复星医疗旗下高品质医院 医保定点医院	





()

521,051

6.0% YoY

552,148

2021

2022

()

7,759

10.0% YoY

8,526

2021

2022

()

1,948

8.5% YoY

2,114

2021

2022



		4,066	4.27%
"	"		
	1,209	11.77%	
	330	13.49%	



1/2



2/2

		/		IND	1	2	3	NDA
FS-1502		HER2	HER2					
			HER2					
FS-1502+		HER2+PD-1	HER2					
HLX14	¹ 	RANKL						
HLX26		LAG-3						
HLX35 ²		EGFR×4-1BB		2022 1 NMPA	2022 6			
HLX301		PD-L1×TIGIT		2022 2	2022 3 NMPA		7	
HLX15		CD38						
HLX13		CTLA-4						
		EPO						
		INSR						
	50R	INSR						
		GLP-1						
RT002			GL					
			CD	2022 1				

- 1 Organon
- 2 Binacea

3 2023 2 28

1/2

		/			IND	1	2	3	NDA		
FCN-437c	CDK4/6	(1L)			2022	1	NMPA	III	I		
		(2L)			2022	1		III			
SAF-189	ALK				2022	1	NMPA	III	I		
	ROS1										
HLX-208	BRAF V600E		LCH	ECD	2022	1	NMPA	IIb/II			
FCN-159	MEK	I									
						2022	5	NMPA			
YP01001	VEGFR										
FCN-338	BCL-2										
		B									
FH-2001	FGFR/PD-L1										

2/2

		/			IND	1	2	3	NDA
		TPO-R		ITP	2022	12	NDA	NMPA	
Tenapanor		NHE 3		(ESRD-HD)					
		-							
Tenapanor		NHE 3		(IBS-C)		I			
FCN-342		URAT1							
Molnupiravir		RNA							
Paxlovid		3CL							
BNT162b2		-							EUA
PA-824		-	/	MDR-TB	XDR-TB	Pretomanid*			
Opicapone		COMT				Ongentys*			
Fortacin		-				*			
ET-26		-			2022	7		II	

2023 2 28

" (, . " "

LOGO

Fosun Pharma, the Representor or the Provider will not warrant the accuracy, the completeness and the timeliness of all information and contents, including predictive description, contained in the PPT documents/visual materials. In the event of any mistake, omission, and inaccuracy, Fosun Pharma, the Representor or the Provider should not be held for any liabilities in this regard.

The PPT documents/visual materials will not include and should not be deemed as any investment proposals. The investor should take their own responsibilities for any determinations so come to based upon the information contained in the PPT documents/visual materials.

Fosun Pharma is entitled to all rights, including copyright, pertaining to the PPT documents/visual materials. The characters, the designs and A> > > B> Fosun " , are the trade name, trademark and the logos legally owned by Fosun Pharma. Without written consent offered by Fosun Pharma, any third party should not utilize such materials and information in any manner, including reprinting.

FOSUN PHARMA



www.fosunpharma.com