

For Good Health





Pr



CEO

04

14



42



90



112

115

116

121

06

32



56



102



122

GB36002

131

G4

139 SGS



July

August


September

12

Intiviti e Surgical

Gland Pharma

Month	Day	Event/Action	Percentage/Value	Entity
July	7	Gland Pharma	86%	Gland Pharma
		Gland Pharma	FDA	
August	8	" "	" "	" "
		" "	" "	" "
September	9	Surgical		Intiviti e Surgical
	1	Surgical		Intiviti e Surgical



December

2016
6 10

HLX07

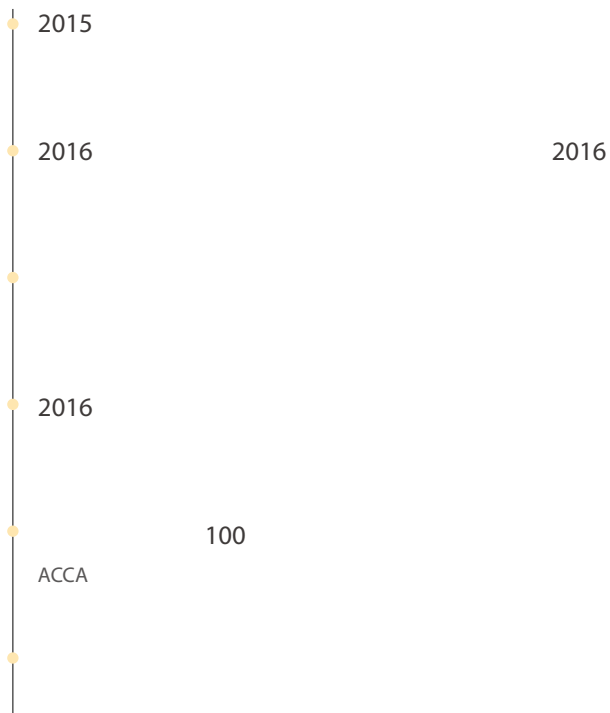
HER2

III

PA-824

9

12 10







Care For Life



Continuous Innovation



Pursuit of Excellence



Win-Win Cooperation



1994 1998 8 2012 10
600196-SH 02196-

HK

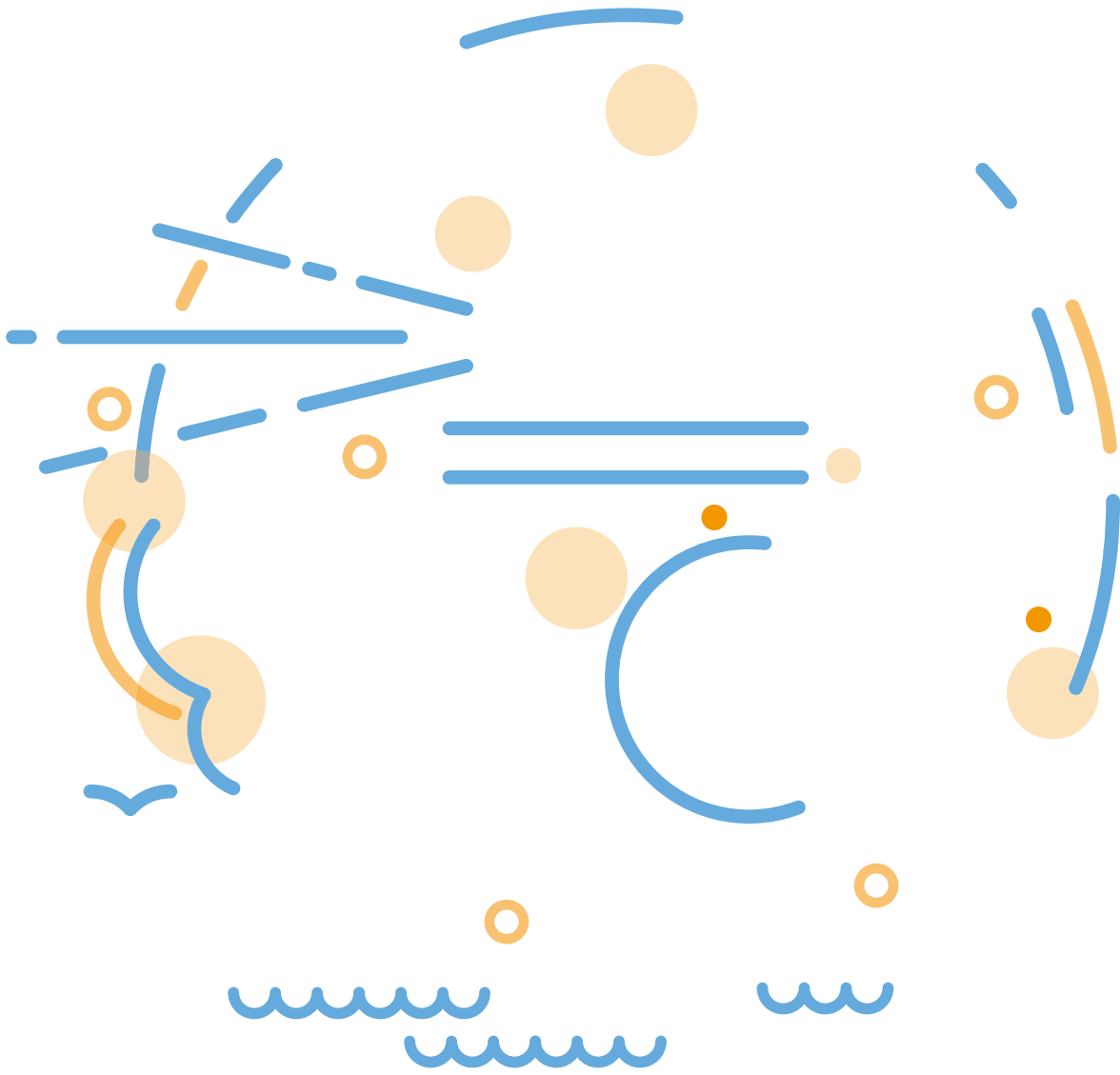
"

"





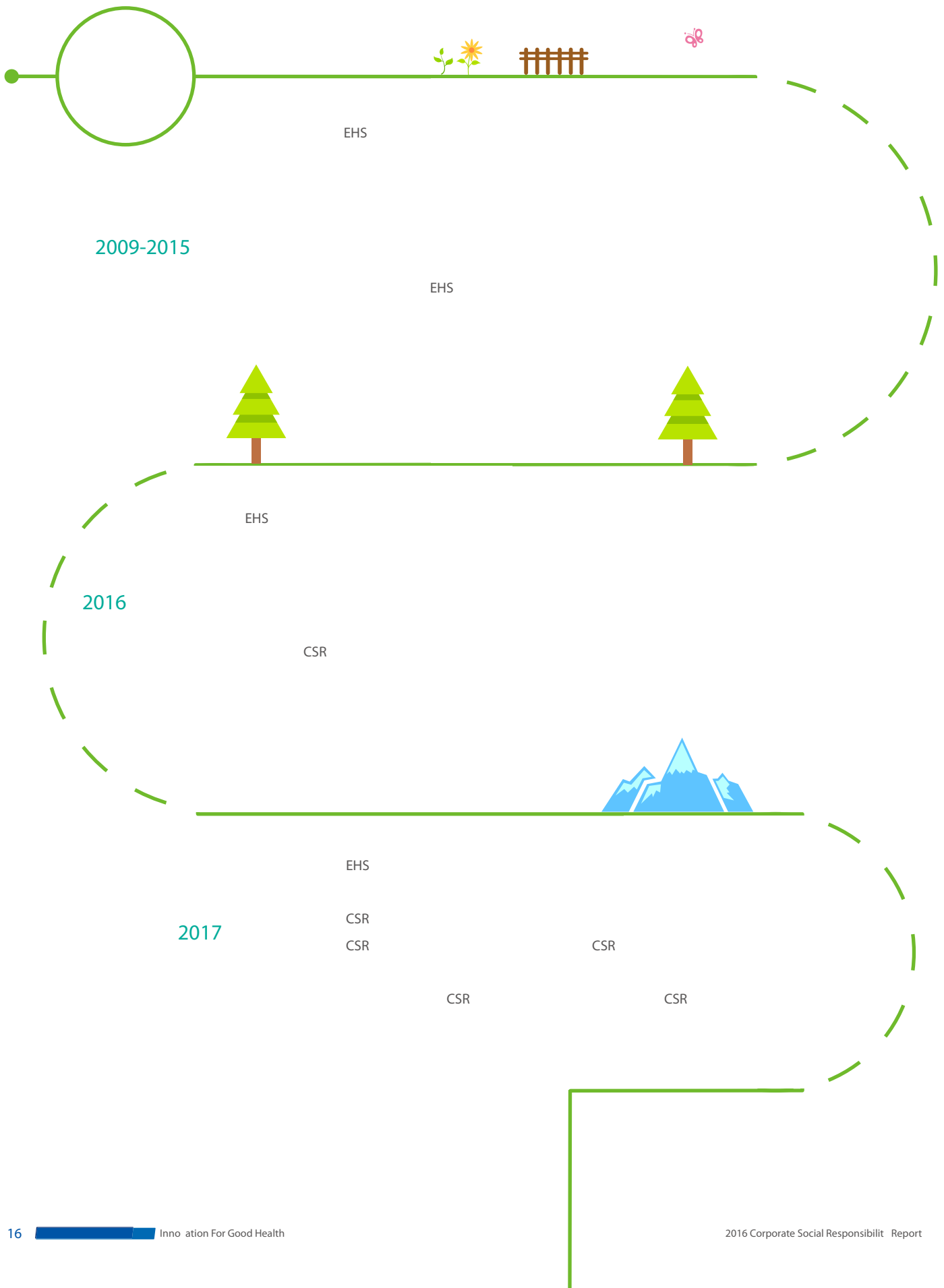
向上海市福利

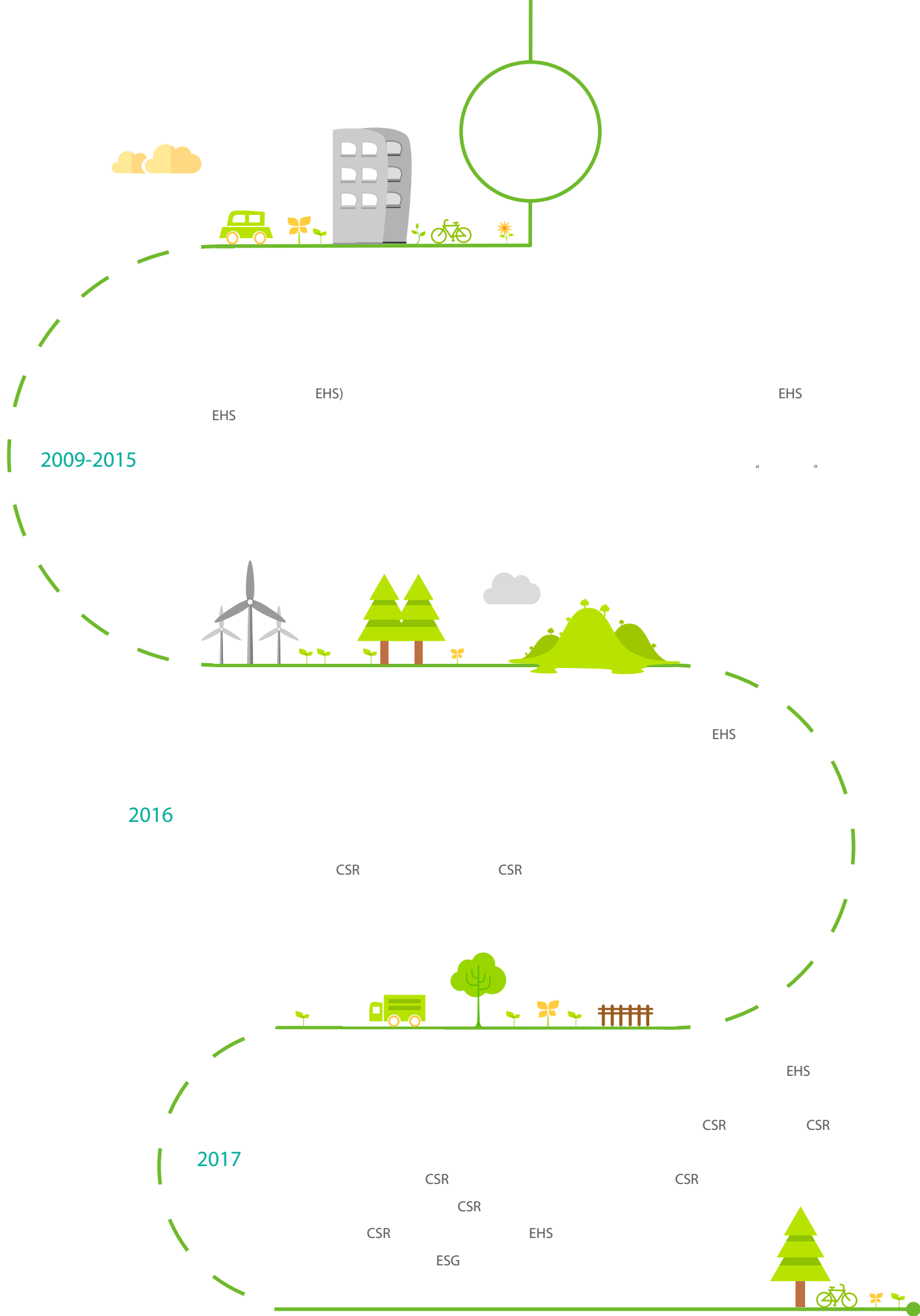


"

"









"

"

24

2016

	2016	Ambr	Ambr Ambr Ambr Ambr	Ambr
--	------	------	------------------------------	------

	2016	Gland Pharma		
--	------	--------------	--	--

	2016	12	Intuitive Surgical	"
--	------	----	--------------------	---

	2016	2015		
--	------	------	--	--

/ 22 2016 VC /

2016 EHS

1

2

11 1 4 2016 12 31

3

4

A

5

/

2016



/

SAP

2017

SAP

2016

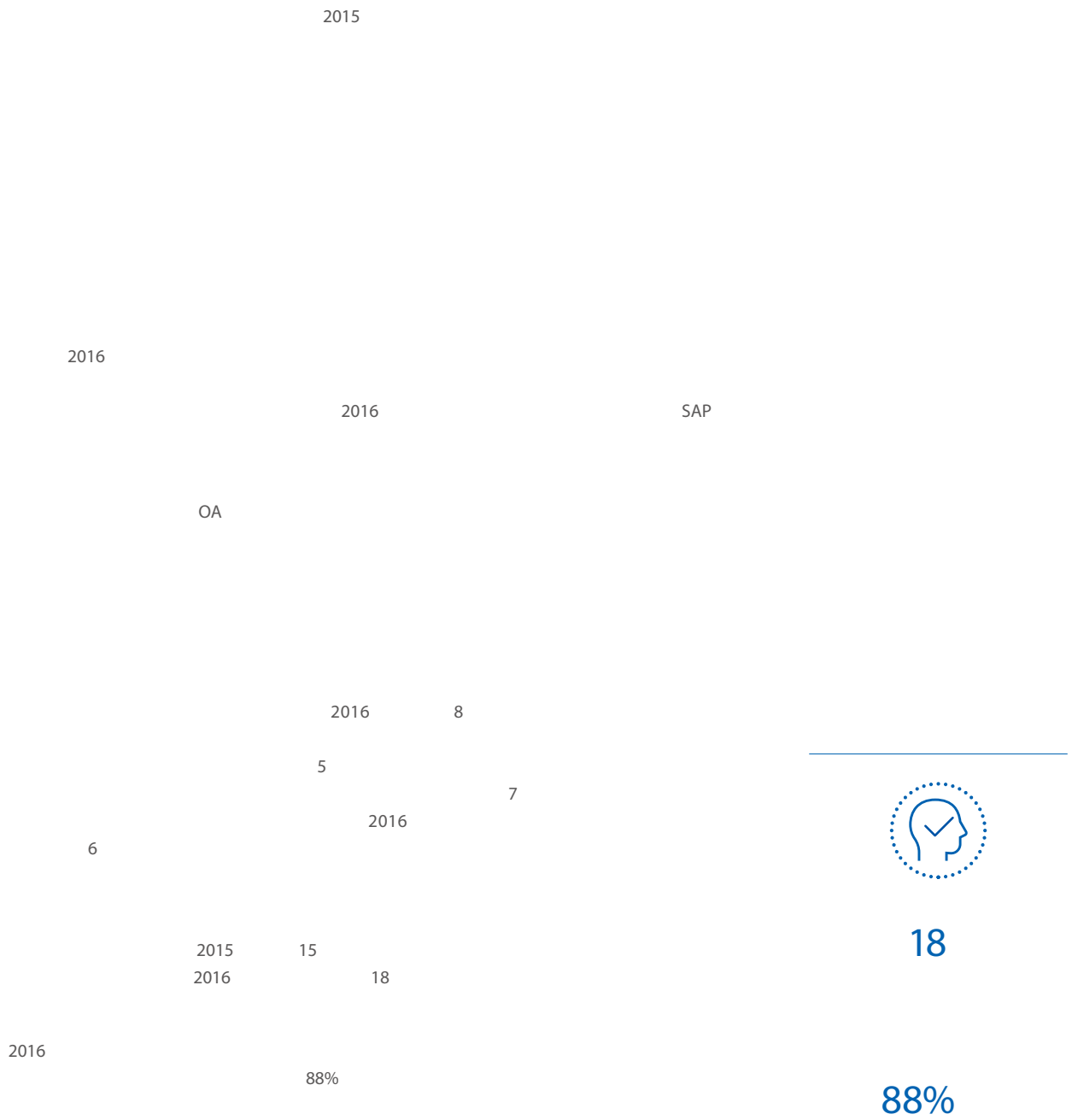
OA



88%



2016



2016

0A

42

23

2016

" " "+" " " " "

2016

IT

ISO27000

12



" — — OpenStack — " IT
2016
OpenStack " OpenStack "
OpenStack " 2016
OpenStack " "



" "

,



" "

,

14.47%

99.72%

14.47%

2015

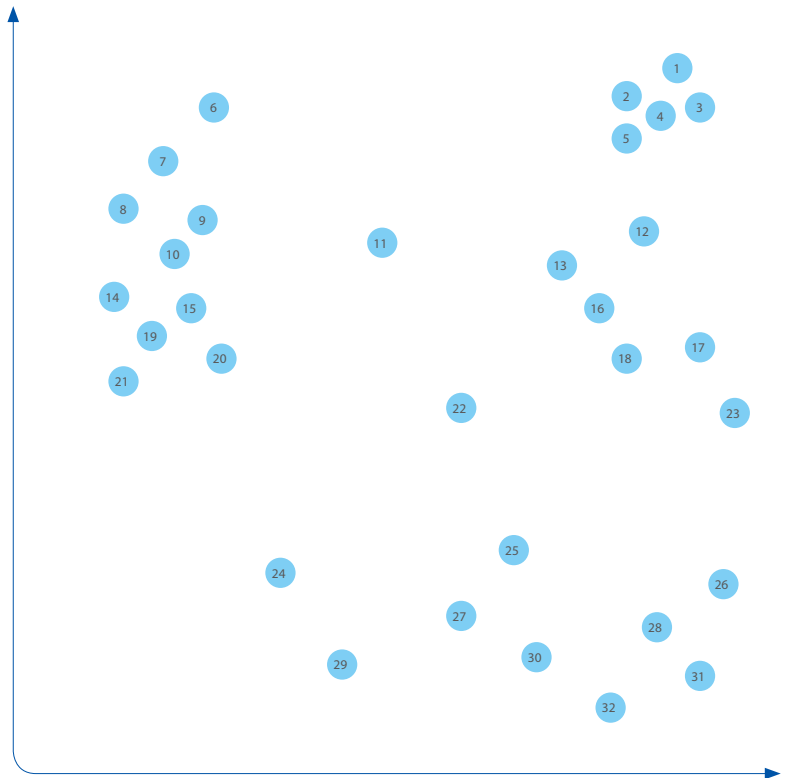

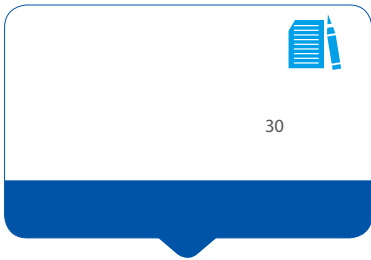
2016

2016

EHS

2016 CSR

" " " "



- 1
- 2
- 3
- 4
- 5
- 6
- 7
- 8

- 9
- 10
- 11
- 12
- 13
- 14
- 15
- 16

- 17
- 18
- 19
- 20
- 21
- 22
- 23
- 24

- 25
- 26
- 27
- 28
- 29
- 30
- 31
- 32

2016 CSR " "

GE

2016 6 WTO "

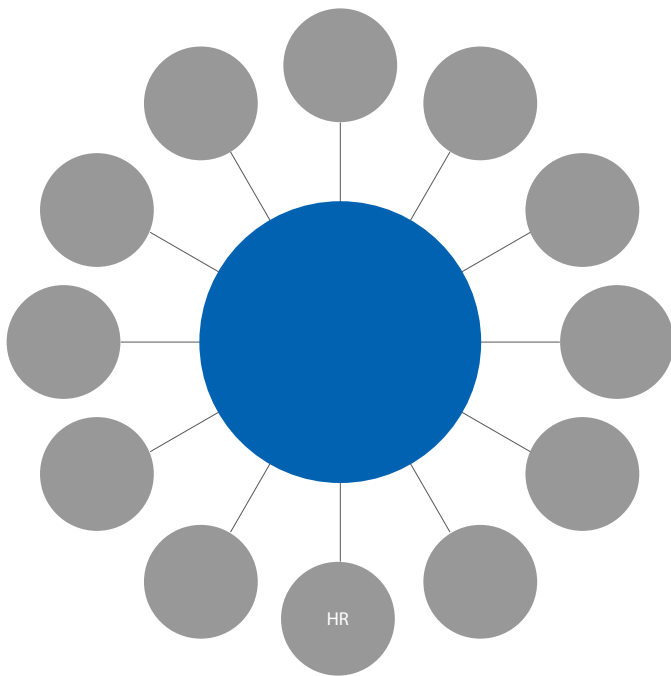
2030 " "

5 10 "

8 3 " "

CSR

EHS

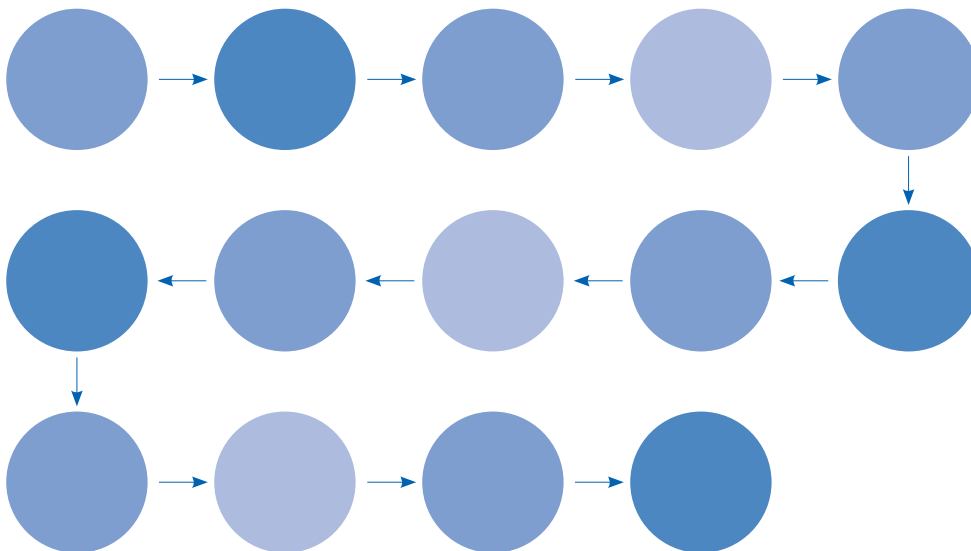


CSR

" "

CSR

CSR





e

2016
1

32

12

5

A H

32

2016

/

10

7 22

" 2016

"

2000

"

"

"

"

2016

2016

300

92

24

2016

2016

7

2016

9

11

10

" 2016

"

12

WTO

2016

9

"

" "

"

"

"

35

2016

35

2016

90

18

2016

"

"

Inc. 2016

Intuitive Surgical,

Pharma

Intuitive Surgical 2016

250,471

Gland

" 2016

"

" " 2016

30

100

— " 2016

"

20

30

20

"

"

"

"

"

"

;

2016

500



500

2016

2016

12

"

"

APP

2016



181

49

99.86%

95%

2016

CSR

2015
200

2016






GE

CSR

CSR










2016				"	"
2016	1,025,954	1,462,882	2015	16.02%	
		280,584		14.83%	357,155
209,278	2015	5.92%	14.05%	26.36	

" "

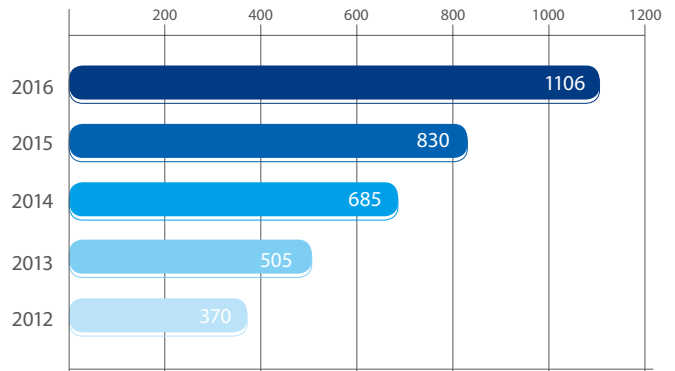
SOP

GCP




2012 -2016

单位：百万元



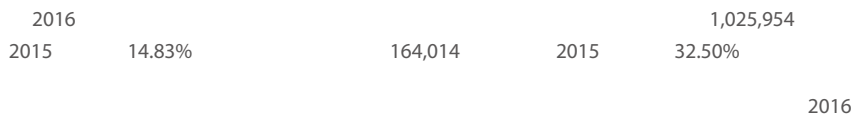
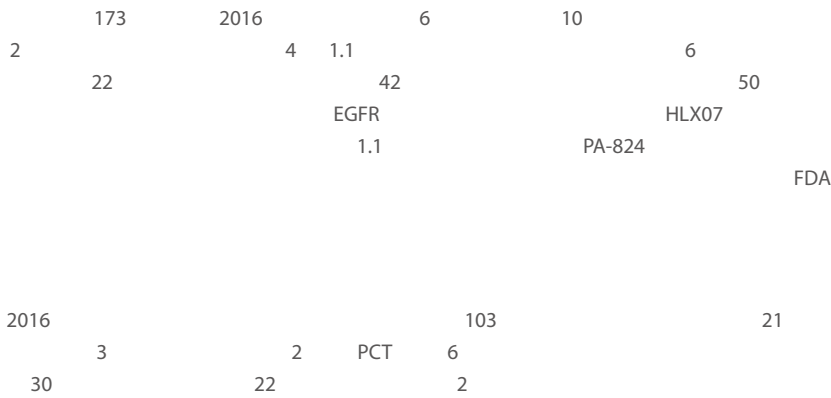
复星医药集团 2016 年研发投入 11.06 亿元（含资本化研发投入），同比增长超过 33.23%。



2016

11.06

33.23%



2016

1,025,954

14.83%

注：* 1 :2015 年数据按 2016 年口径重述，即 2015 年数据中包含新增核心产品注射用腺苷钴胺（米乐卡）的销售收入。
* 2 :同口径增减（%）为剔除 2015 年摩罗丹销售收入后的比例。

2016 167,756 2015
21.67%

2016

2016 ,

O2O " " B

3018

(CHDX) " "
2016 " "

2016 266,391 2015 18.17%

2016 Alma Lasers 78,621 2015 14.19% Alma Lasers
Lasers 2016 Alma Lasers
Lasers 6 CE 2 FDA Alma
Lasers 2016 Sisram Alma

2016 CML " "

2016 19,000 2015 54%

" " Intw 768220

2016



2016
9.58%

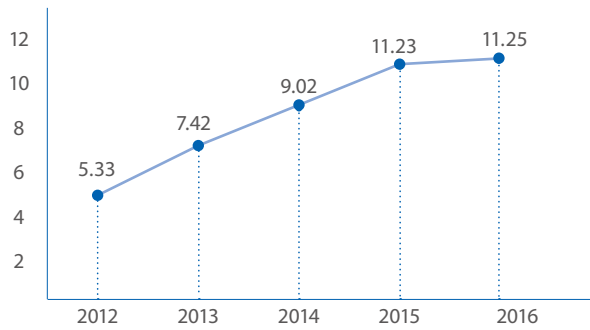
21.96 2015

2016

4-5

21.96
9.58%

2012 -2016



2016	180,612	26,615	7,673	2,001	7,614	841	225,356
2015	164,832	22,936	6,345	1,519	4,962	3	200,597
2014	131,210	20,678	4,759	1,408	4,850	285	163,190

*注：其它费用指辞退福利等其它费用。



温州老年病医院

2016 6



ISO15189




2015 4

2016 6

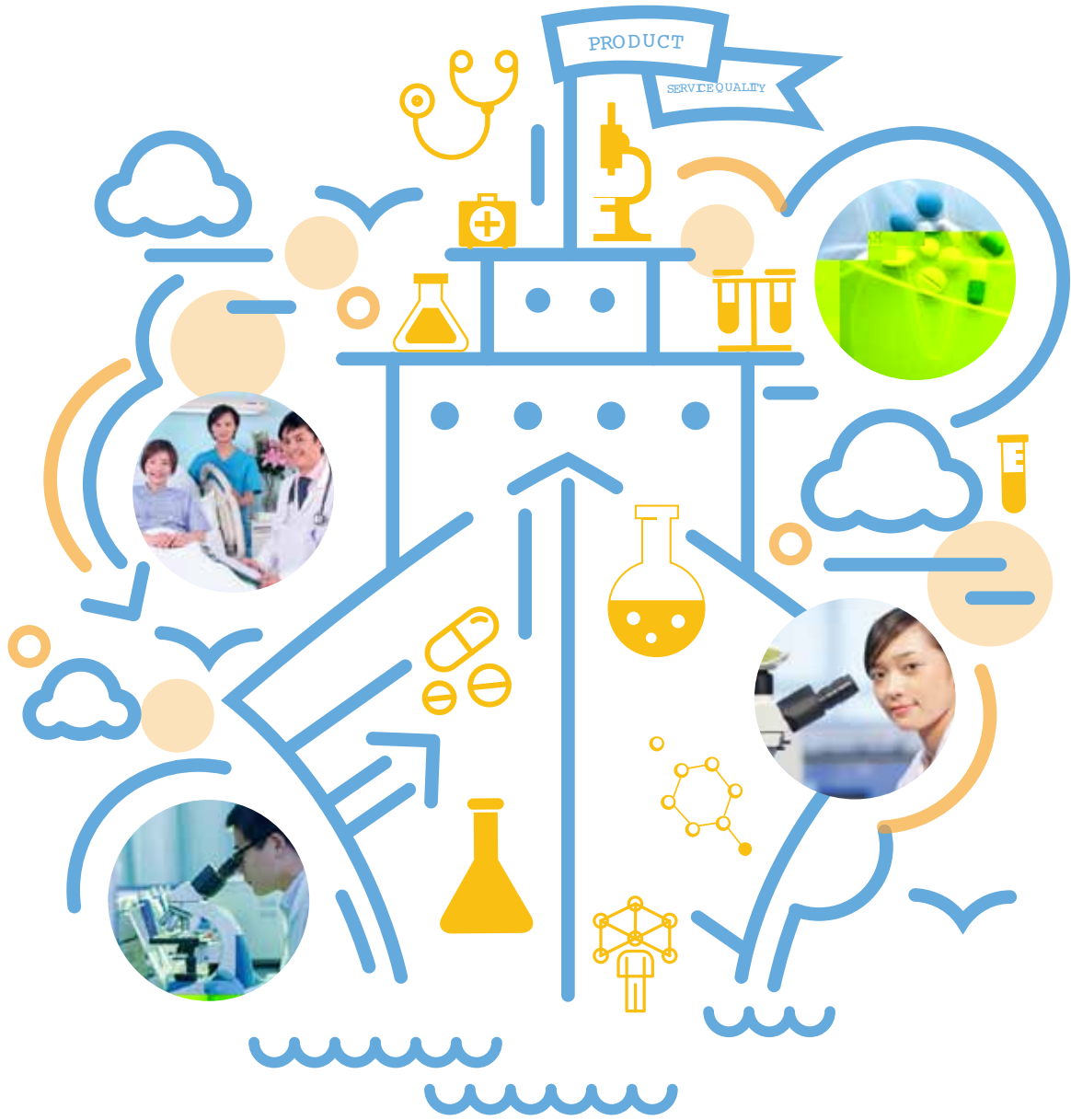
80%




爱满新世界 国家艺术院



9 9





2016

14

13

	2015	2016
/	77	58
	358	401

13
cGMP

13 GMP FDA
1 WHO-PQ FDA
1 2 5

2016

2016 " "
" ("\
)

2016

EHS

" "
—"

11

"

"
3,018

2016

2015

2016

GMP

GMP

GMP

2016

2016

13

2016

14

CAPA

GMP

cGMP

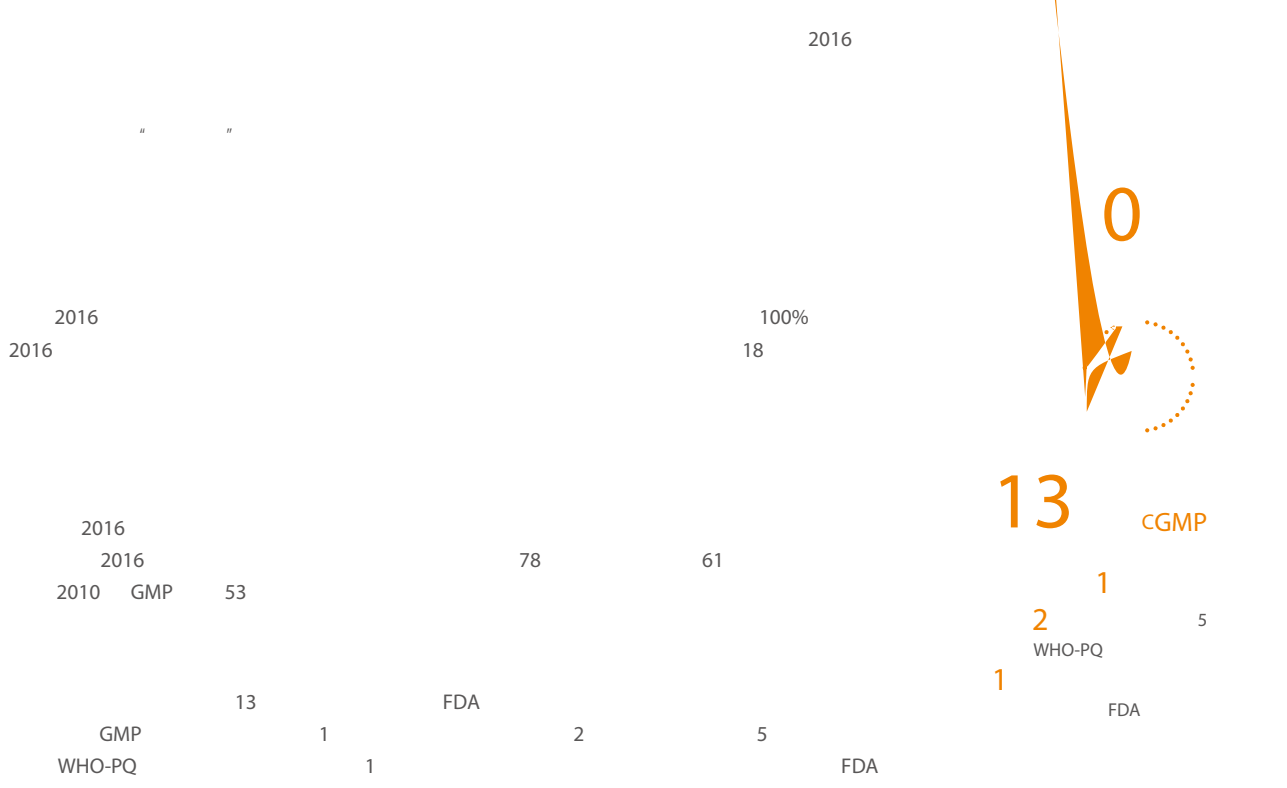
OOS

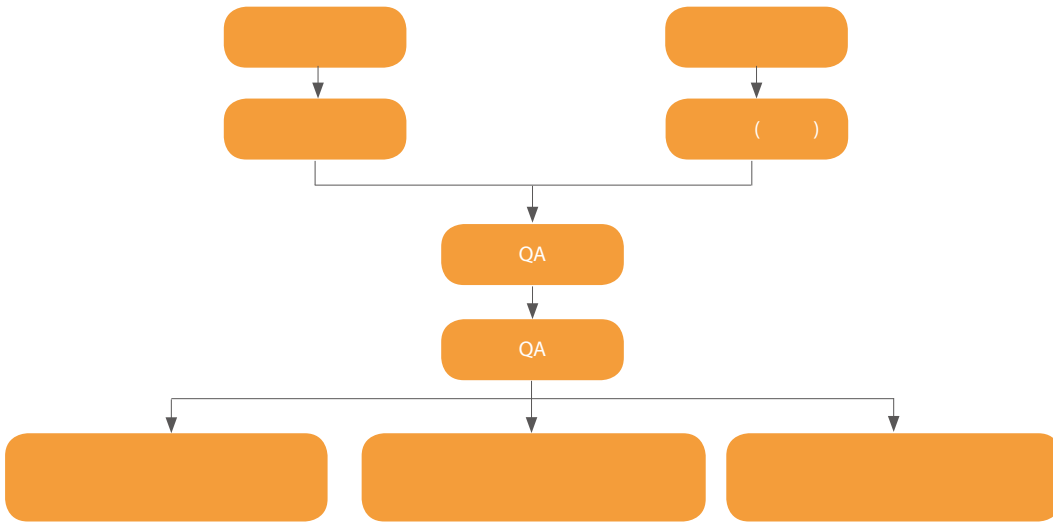
2016 ISO13485 CE

0	16
2	14
3	0
7	5
5	33
1	22
2	15
0	39
5	1
4	0
3	1
1	0
2	13
2	60
9	39
5	136
2	7
0	0
4	0
2	0
58	401

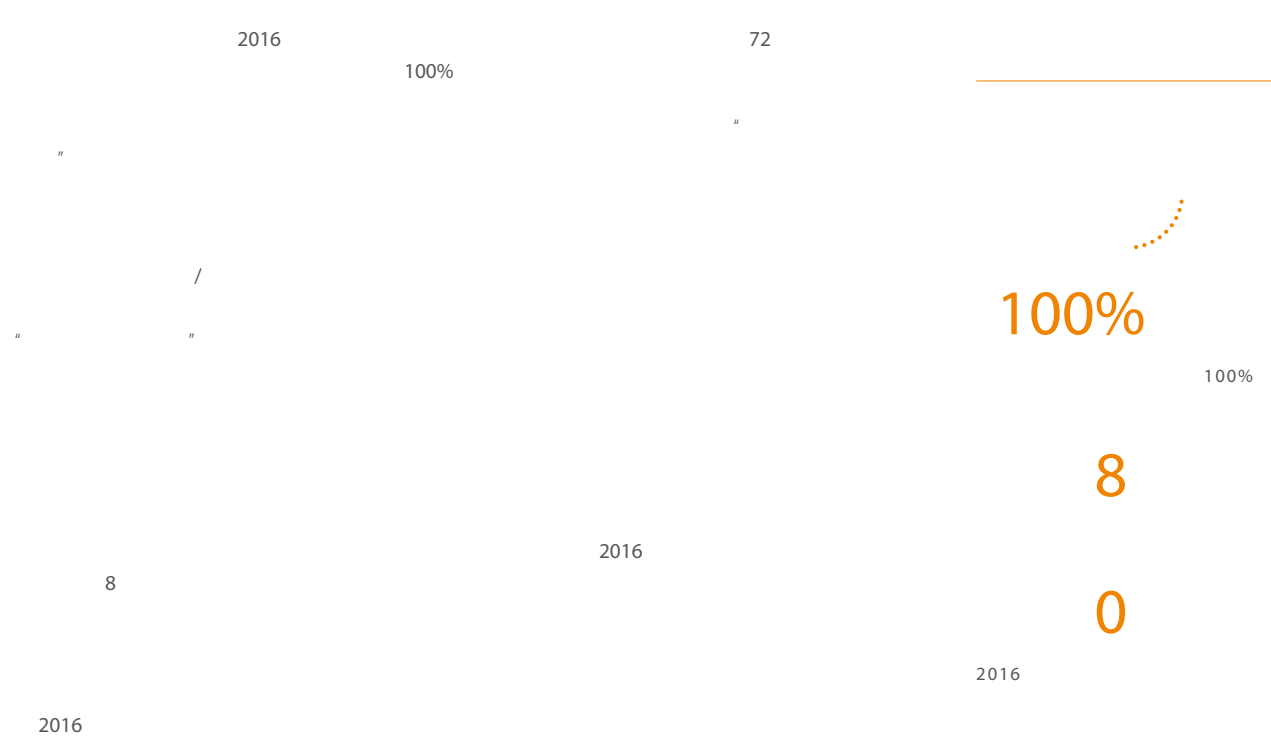
2016	2	FDA	EIR
2016	4	FDA	EIR
2016	5	FDA	
2016	3		
2016	3	WHO	OSD-I
2016	3		INJ-I INJ-II
2016	7	12-16	ISO13485 IIa CE IIb CE III CE
2016	8	24 8 26	TUV EN ISO9001 EN ISO13485 CE
2016	5	30 31	TUV Rheinland LGA Products EN ISO 13485 EN I13485:2012/AC GmbH

注：本表格只收录欧美规范市场检查情况。





	5	5	100%
	2	2	100%
	0	0	-
	0	0	-



2016

"

"

6,550

2016

2016

2016

2016

"

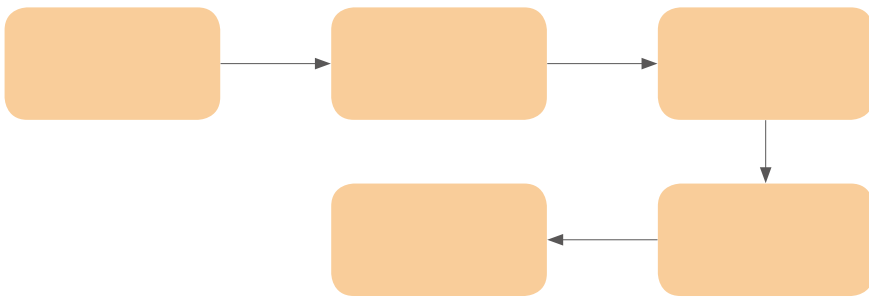
" 300

2,000

40,000

24
5,100


2016



GMP

2016
/

23



2016

IT

8

2016

2016

557

447
2016

2016
110

557

447

110

2016

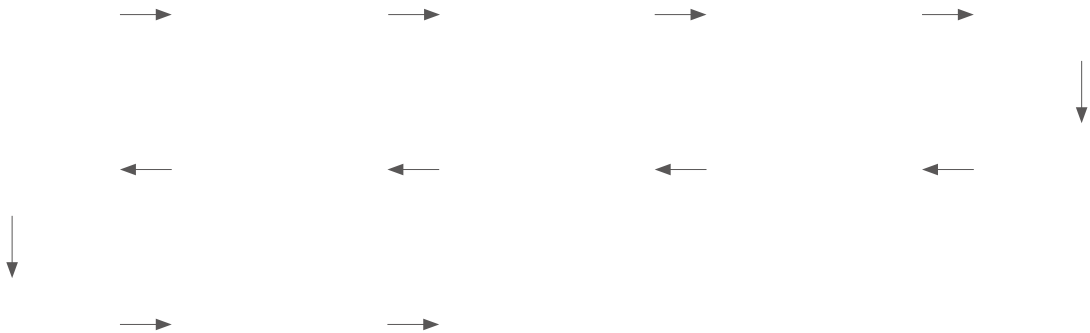
671

2015

671



2016



" " " "

2016



WIFI

2015 400 2 6 2300

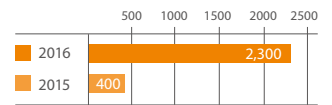


2
2015 400
6 2300

2016 12 30

" "
2016 A

2016



" " " " " "

2016
17

95.39%

2016

92%

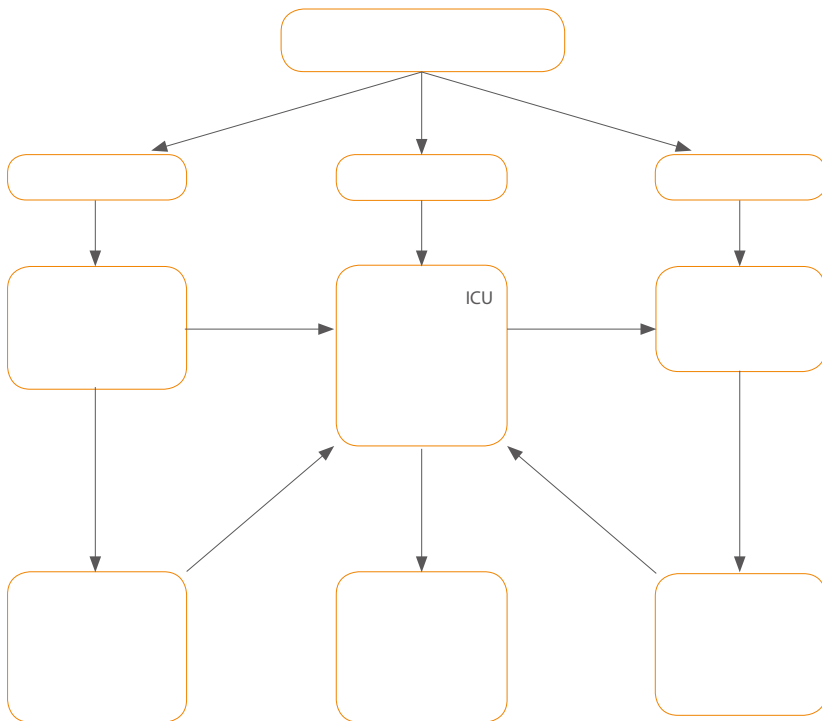


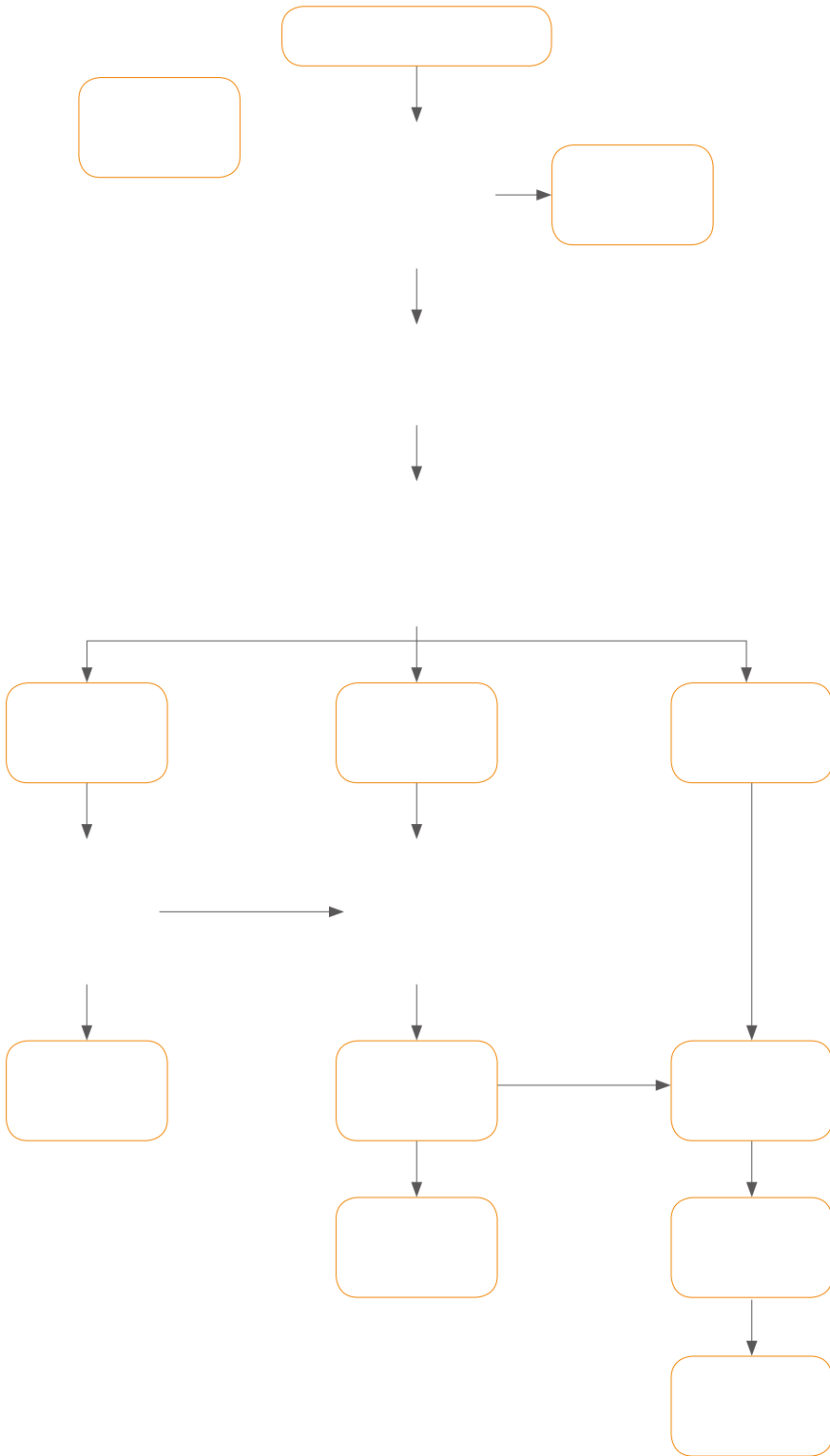
95.39%

97.8% 95% 95% 96.8% 92.32%

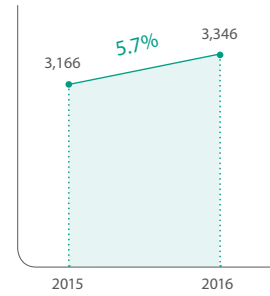
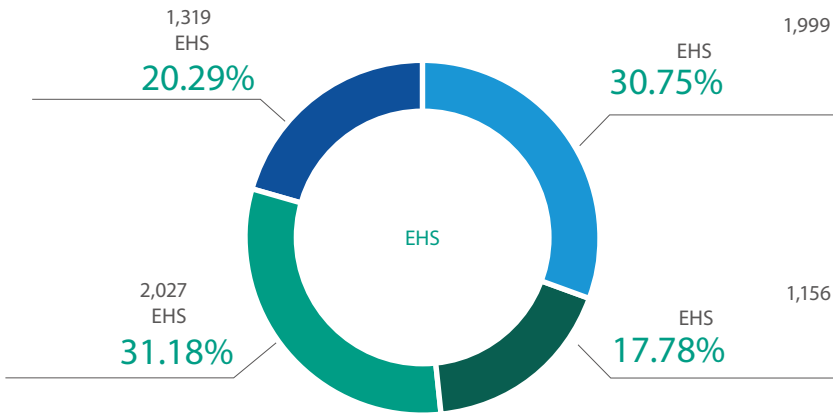
9 5 3 0 0

注：此处的医疗纠纷定义为由司法介入的医疗纠纷









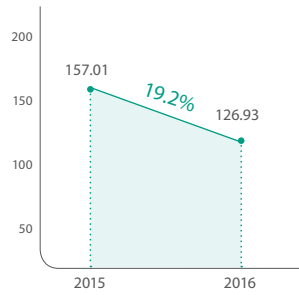
700

700

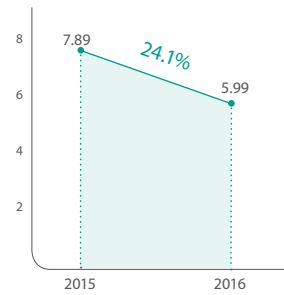


56.31

56.31



126.93 / 19.2%



5.99 / 24.1%



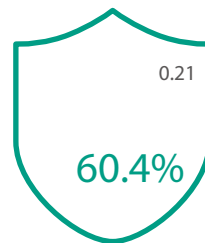
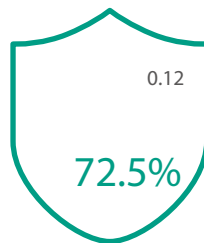
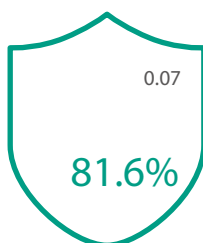
EHS

93,431
5.75
EHS


2015
2016



↑ 30.72%



EHS



Environment, Health and Safety (EHS) Policy

EHS

FosunPharma is dedicated to become a globally recognized healthcare company. Under the philosophy of integrity and sustainability, FosunPharma publishes its EHS policy that pursues the common developments of enterprises, environment and societies.

Thus, FosunPharma commits to:

EHS

1. Comply with all applicable laws, regulations and standards related to Environment, Health and Safety (EHS) in both China and other regions/states where our business is registered;

EHS

2. Implement the strategies for sustainable developments of both environment and society, by preventing contaminants and pollutions, saving energies, protecting ecological civilization, and building environment-friendly communities.

3. Provide safe and healthy workplaces for employees and our business partners, by taking all kinds of efforts to minimize risks, to prevent and eliminate possible hazards and injuries.

4. Care for the well-being of employees, by taking all means of reducing their exposures to occupational risks and hazards.

2016

EHS

/



2016

290

650

.

2016



2016

6



"

"

2016 / 8,769,376

2016 563,081 6.42% 6.42%



2016

		700
RO		31,800
		1,300
		2,500
		30,000
		450
		29,000
		396,000
		3,552
EDI		11,550
		6,000
		960
		32,984
		300
		120
		100
		7,415
		30

2016

			248.01	248.86	-	-
			354.62	352.28	-	-
1.			2,790	2,858.24	-	-
			984	959.90	-	-
			2,300	2,410.86	-	-
			1,225	1,329.22	-	-
2.			300	287.23	-	-
			12,500	12,635.03	-	-
			11,250	10,040.56	-	-
		10ml 2ml (3,609.42	3,561.8	-	-
3.		10ml 2ml	3,568.77	3,531.59	-	-
		PVC190	27,540	29,659.91	-	-
		30ml	105.84	117.22	-	-
			2,068	2,031	-	-
1.			2,640	2,640	-	-
			480	470	-	-
			419	406	-	-
2.			250,100	253,790	-	-
			49,300	49,120	-	-
			400	247	-	-
3.			1.8	2.0	-	-
			2,000	985	-	-
			1,000	803	-	-
1.			8,770	8,770	-	-
			25,670	25,670	-	-
2.			36,600	36,600	-	-
			28,920	28,920	-	-
		L	300	290	-	-
1.		L	4,060	3,672	-	-
		DMEM/F12 L	425,850	379,500	-	-
2.		C4	27	28	-	-
			1,550	1,278	-	-
			1,107.15	1,248.71	-	-
3.			1,157	1,218	-	-
			1,180.7	1,007.46	-	-
			41,906	33,301	-	-
1.			26,430	30,899	-	-
			32,710	32,676	-	-
			14,700	12,232	-	-
2.			29,492	28,621	-	-
			668	675	-	-
			66,240	66,664	-	-
			11,203	9,858	-	-
3.			6.03	5.79	-	-
			1,322	1,146	-	-
			1,096	1,088	-	-

1.		474.94	474.75	-	-
		1,749	1,657	-	-
		38	41	-	-
2.		3,000	850	-	-
		22	22.9	-	-
		11.8	10.15	10.15	100%
1.				-	-
2.				-	-
3.				-	-
1.		15	15	-	-
		15	15	-	-
		165	165	-	-
2.		50	50	-	-
		105	105	-	-
		148	148	-	-
		6,500	6,500	-	-
3.	20ml)	1.247	1.247	-	-
		2.1	2.1	-	-
		0.56	0.56	-	-
		7.55	4.6	-	-
		12.96	8.8	-	-
1.		7.8	6.6	1	15.2%
		10.25	7.75	3	38.7%
		6.4	5.12	1.4	27.3%
		3.78	5.04	-	-
3.	20	903	870	-	-
		200	292	-	-
		1,200	1,150	-	-
1.	V	3,100	3,100	-	-
		1,000	890	-	-
		2,000	1,980	-	-
3.		10	10	-	-
		5	5	-	-
	5.5# 7.0#	12	11	-	-
2.	84	4	3.6	-	-
	10ml 20ml	17	17	-	-
		21.2	21.2	-	-
3.		3	3	-	-
	CT	3	3	-	-
		159.64	159.64	-	-
2.	40L	2,301	2,301	-	-
3.		11.4	9.5	-	-
	L	520	520	-	-
	25	138	138	-	-
2.	L	1,444	1,444	-	-
	40L 10L	316	316	-	-
		334.2	334.2	-	-
2.		1,000	1,000	-	-



2016

Alma	3.	865	865	-	-
		10	5	-	-
	3.	10	5	1	20.0%
		6	1	-	-
		15	10	5	50.0%

注：表中除已注明单位外其他均以公斤计。

511 600m³/d
+ + +TRIC + A/O +

COD BOD SS

2016



2016

91

2016
VOCs

VOCs

2016
VOCs

VOCs

2016

91

0.000	0.001	0.000	0.12					
0.000	0.010	0.130	0.07					
3.359	0.611	0.370	0.00					
0.002	0.001	0.000	0.00					
32.863	23.886	8.817	0.00					
419.839	441.936	6.187	0.00				+	
0.000	15.747	1.030	0.00					
3.384	2.269	1.086	0.00					
0.869	0.000	0.185	0.00					35
0.000	0.000	0.000	1.34				+	20
4.007	0.180	0.604	0.00					
0.000	0.000	0.000	0.01					
0.03	0.038	0.013	-					
0.000	0.000	0.000	0.55	"	+		+	"
1.414	0.000	0.007	0.00		1.			2.
0.002	0.000	0.000	0.00					
0.010	0.014	0.014	0.00					



" " 2016



VOCs 200 WWTU
30

2016

229.67	146	0	83.67	0	83.67	0	0
738	535	0	203	0	203	0	0
23.87	11.91	11.91	0.04	0	0.04	0	0
192	75	0	117	0	0	0	117
0.67	0.63	0.02	0.02	0	0	0	0.02
15.3	9.6	0	5.7	0	2.5	0	3.3
25.3	12	12	1.3	0	1.3	0	0
3.37	2.08	1.08	0.21	0	0.21	0	0
0.84	0.75	0	0.09	0	0.09	0	0
1.51	1.5	0.01	0	0	0	0	0
63	60	3	0	0	0	0	0
13	13	0	0	0	0	0	0
0.5	0.5	0	0	0	0	0	0
15	5	10	0	0	0	0	0
78	50	28	0	0	0	0	0
0.08	0.08	0	0	0	0	0	0

2016

					9.30		35.20
					519.20		28.50
					45.00		42.00
					0.35		29.36
		/			22.90		17.75
					5.00		1.00
					20.00		100.00
	UPS	pH			1.00		13.49
					206.00		156.00
					218.00		83.00
					1.21		7.14

2016

" "



2016 16

EHS

8 25

1 5 5

66

2016

2016 9 10
24 120

16
100%

600

66

600

" "



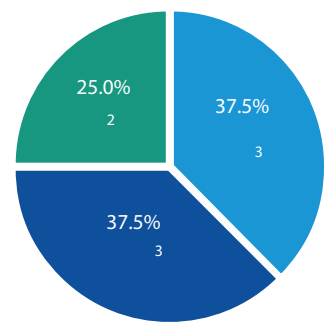
2016

CO₂ 75

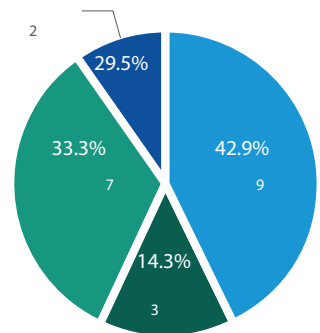
2016

2

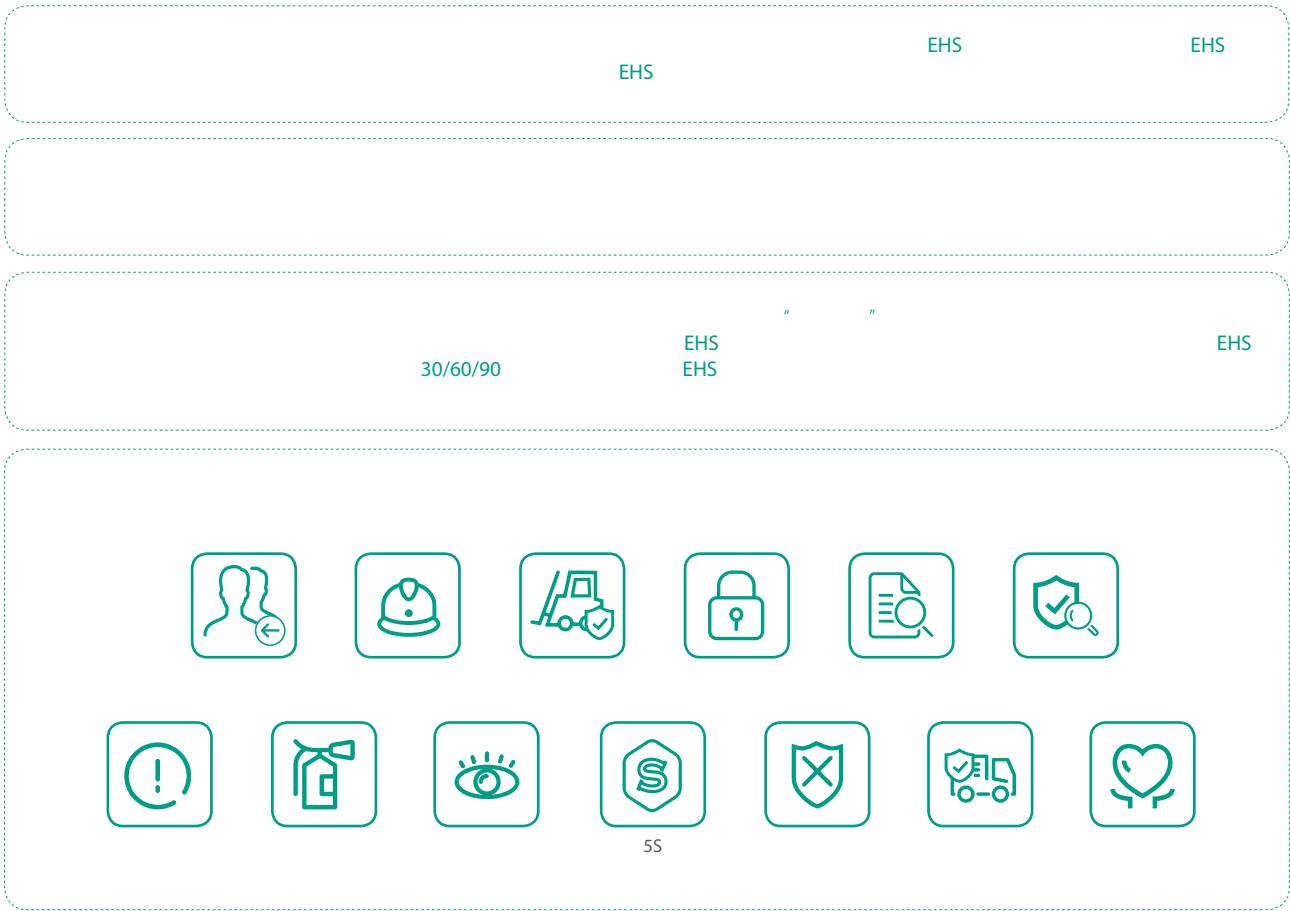
" "




2016



2016



	()	()	()	()	()	()	()	()	()	()
2014	15,757	0	0.006	0.46	-	-	14.88%	2,060		
2015	15,187	0.006	0.026	0.392	0.424	0.533	12.57%	4,505	71,474	4.71
2016	16,235	0	0.044	0.072	0.116	0.21	14.89%	3,155	93,431	5.75



20 20

779	1,607,070	0	0	1	0	1	0.12	0.00	1	3	0.12	0.37	0	105
169	344,110	0	0	0	0	0	0.00	0.00	0	0	0.00	0.00	0	0
306	708,990	0	0	0	0	0	0.00	0.00	0	0	0.00	0.00	0	0
157	375,303	0	0	0	1	1	0.53	0.00	1	2	0.53	1.07	0	40
210	443,520	0	0	0	0	0	0.00	0.00	0	0	0.00	0.00	0	0
98	250,880	0	0	0	0	0	0.00	0.00	0	0	0.00	0.00	0	0
943	1,968,984	0	0	1	1	2	0.20	0.00200100			398	-375	594.345	>Tj mj4.021 0 Td(0)Tj.067 0 Td(0)Tj(.Tj(3)Tj(0

API 605 DCS API

2016

()

100% 2016 0 100% 2,417



2016

354	45.44%	354	100%	0
140	82.84%	140	100%	0
8	2.61%	8	100%	0

3,155

	21.52	41.90
	7.55	28.00
	101.00	0.00
	0.78	30.75
	18.80	20.28
	9.20	1.00
	262.00	/ 52.50
	6.00	8.10
	29.00	128.00
	261.40	91.00
	20.59	11.85
	0.88	0.94
	/ 7.00	14.70
	39.81	40.88
	37.57	159.10
	224.70	122.30
	-	1.10
	-	0.50
	2.50	1.50
	1.65	11.19
	18.00	3.40
	605.00	60.00
DCS		
	-	2.52
	8.00	15.00
	1.62	3.90
	58.00	267.30
	4.00	0.50
	220.08	7.50
	3.85	1.20
	1.00	0.90
	3.00	15.00
	-	0.40

	9.50	3.80
	1.10	2.70
-	-	0.08
	13.00	5.00
	0.70	1.00

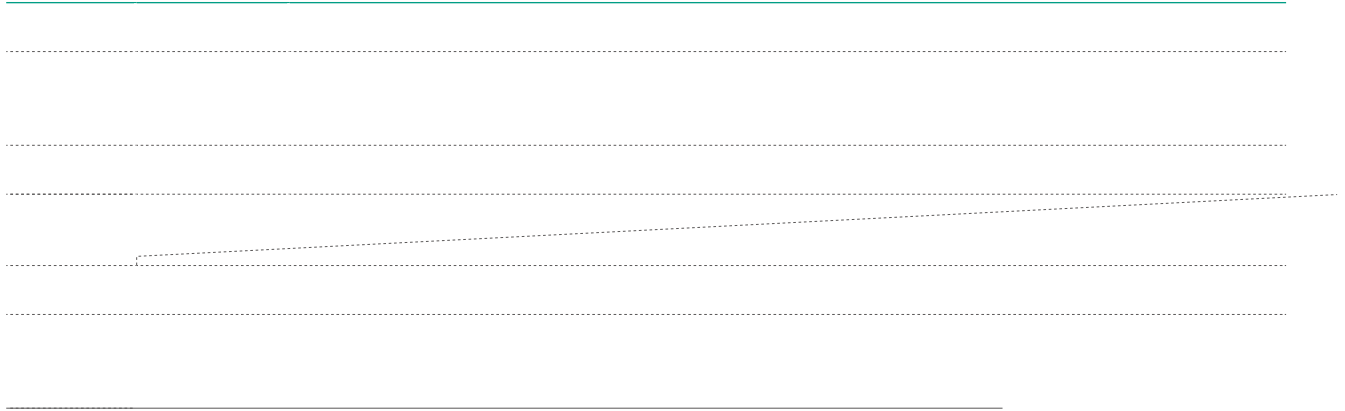
EHS

EHS			
EHS		EHS	
		EHS	
2016		EHS	93,431
34,913		2.15	5.75
2015	22.2%		

2016		EHS	
	%	h	h
39	39	100%	936
			896
			1,210.5
			EHS

				h		h			
		%	h						
693	693	100%	1392	2,989	5,218.5	EHS	1,205	1,645.5	EHS
260	260	100%	6392	402	603		227	303	PPE EHS
390	390	100%	1550	56	672		1,860	1,860	GB30871
64	64	100%	571	795	1,745.25		911	1,956.25	
77	77	100%	1752	600	2,700	EHS	182	341	
129	129	100%	512	680	1,902.5	EHS	805	1428.5	
91	91	100%	3856	2,080	4,835	EHS	1125	2,838.5	LOTO
16	16	100%	3931	330	419.5	EHS	122	126	HAZOP JHA
161	161	100%	1552	1,353	1,731	EHS	108	290	MG&LOTO
-	-	-	-	96	138.88	EHS	71	98.5	
-	-	-	-	12	1	EHS	-	-	-
-	-	-	-	650	300	EHS	60	360	
33	33	100%	792	465	697.5	EHS	465	697.5	
72	72	100%	1154	108	171	EHS	5	5.5	
136	136	100%	3,600	993	4,000	EHS	215	1,700	
4	4	100%	3	-	-	-	26	16	
42	42	100%	1008	50	50		63	63	
2	2	100%	64	124	114	EHS	166	138	loto
56	56	100%	224	3,006	2,750		630	1,863	
50	48	100%	48	100	95	EHS	50	45	
9	9	100%	48	19	38	EHS	19	152	
856	507	100%	277	-	-	-	18	41.5	
15	15	100%	180	1,462	3,100	EHS	22	55	
2	2	100%	40	151	377	EHS	2	5	
12	12	100%	6	-	-	-	-	-	-
2	2	100%	48	258	169	EHS	152	268	
4	4	100%	48	577	577	EHS	2	24	
-	-	-	-	1	8	EHS	-	-	-
-	-	-	-	4	8	EHS	-	-	-

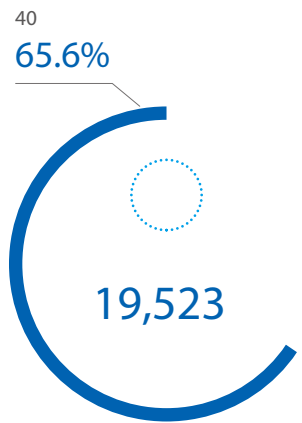






50.96%

49.04%



2016 12 31 19,523 2015

9.4%

2016 40 65.6%

2016 134

27.6 % 14.85 % (QA QC) 2,194

59.0 %

14.2%

2016

31.0 %

2016



2016





" "

" "

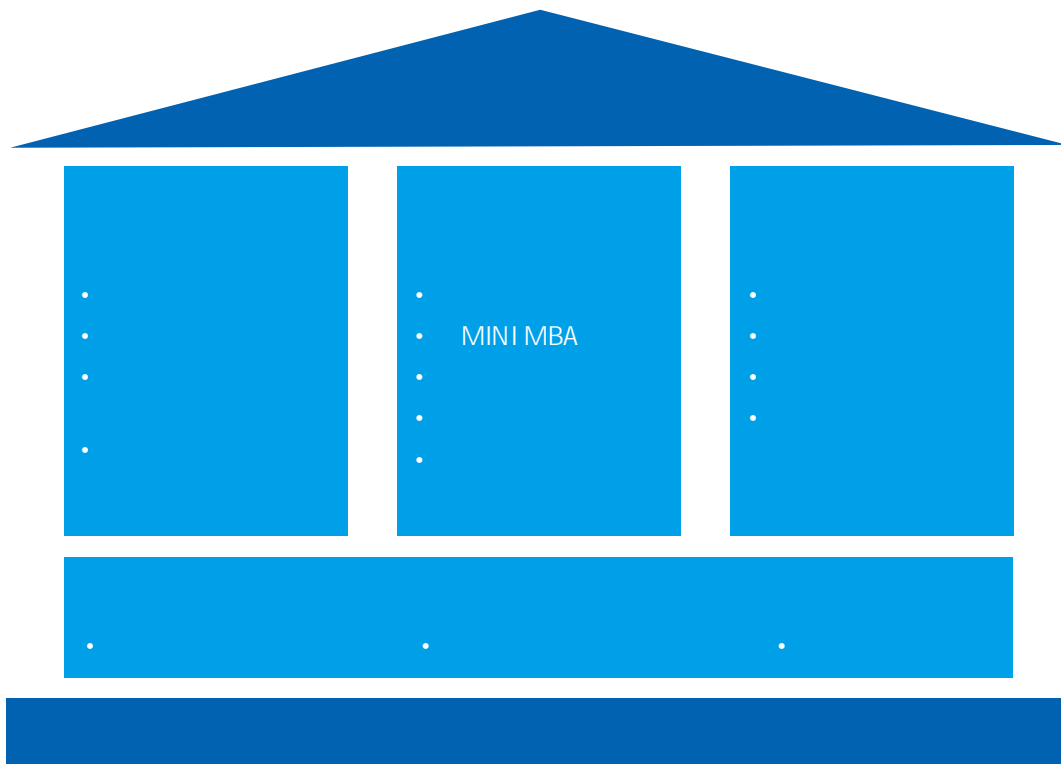
" "

/

"



	2012	2013	2014	2015	2016
	813	931	879	557	819
/	-	-	36	28	33
/	-	-	37	29	31
/	-	-	34	30	37
	118	154	180	226	249
	4,610	5,844	20,815	6,627	6,348
	8,971	14,050	18,278	20,697	21,255
	405,406	543,758	652,405	577,366	710,701
	317	434	714	924	543
	23,392	44,080	44,681	53,994	65,639



: 2016



QA

CGMP

QBD FDA

GMP

GDP

:

2016 11

1 120



: (CML)

(CML)

f

360

" "

2016

Pre-IPO

2007

2016

50.96%

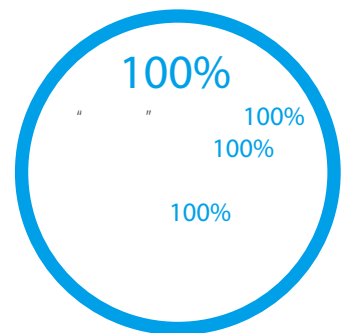
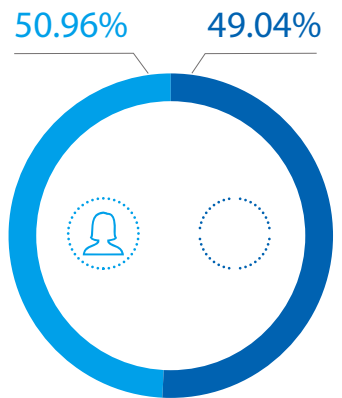
0.36%

2.49%

100%

100%
100%

" "



单位：人

	2012	2013	2014	2015	2016
	40	49	52	64	47
	2	7	3	5	3
	4	9	5	4	11
	160	159	193	233	283
	23	37	32	54	101
	33	30	21	46	64

	2012	2013	2014	2015	2016
	20.60%	19.12%	11.48%	18.45%	23.92%

注：晋升 / 期初期末平均数

	2012	2013	2014	2015	2016
	18.90%	17.57%	17.05%	17.12%	17.89%
	17.21%	14.76%	14.50%	13.24%	14.86%

注：流出率 = 所有离职员工数 * 2 / (期初 + 期末总人数) ; 流失率 = 主动离职员工人数 * 2 / (期初 + 期末总人数)

2016

" "

EAP



The Medical Education Online

eCME

Dr. Chifafa







>300

>90

1

2016

2016

2.99 *

2008 5 14

2016

OA

2016

"

"

2016

23

2016

ISO19600

2016

797

1998

— — "

"

2016

"

"

500

"

"

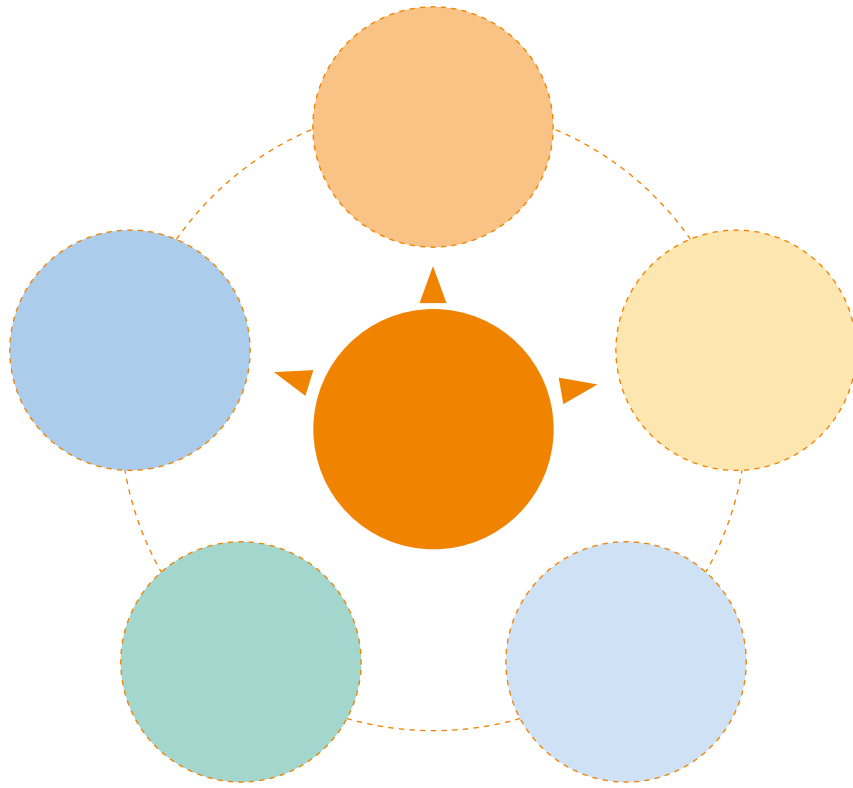
"

"

2016



500



" "

2016

645

100

" "

2016

15

29

4

10

15

60

500

100

9 "

"

"

"

30

5

207

3

2016 10

17

2016 "

"

"

"

6

2016

15



9 9

fosnfoundation

3 22

1000

1000

2016

2020

4 27

2016

2

22

6.6

4

6



	100	2010					
	"	"				5	"
	"						
			2010			7	
			"	"		7	
	"	"	"	"			
			"	"			
			"				
	30		25				
			17000				
			10				
			1100				"
	"		3-5				

2016

2016	10	"	---	"	207
------	----	---	-----	---	-----

" "

90


2-3	2016			5000		
	"	"	"	"	"	"
	"	"	65	"	"	65
"	"			21		



90

>90







	2012 ()	2013 ()	2014	2015	2016
*	6.05	6.84	7.21	7.86	9.19
	0.80	0.90	0.92	1.07	1.21
	0.44	0.46	0.58	0.72	0.91
	8.24%	6.22%	8.43%	9.57%	10.63%

*注：归属于上市公司股东的每股净资产（元/股）= 归属于母公司股东权益合计 / 期末股数

	2012 ()	2013 ()	2014	2015	2016
	734,078	999,641	1,202,553	1,260,865	1,462,882
	186,598	214,062	192,501	234,662	212,540
	203,599	281,883	239,435	329,717	339,942
	9,725	10,436	34,047	10,666	19,511
	1,020	1,692	1,676	3,200	2,298
	282	1,045	85	362	974
	212,304	290,627	271,805	337,183	357,155
	28,376	50,632	34,821	50,117	35,021
	183,927	239,995	236,984	287,066	322,134
	156,392	202,706	211,287	246,009	280,584
	27,536	37,289	25,697	41,057	41,550
	78,900	105,080	126,821	143,449	163,136
	333	424	735	847	797

注：本公司在编制 2015 年度财务报表时，已全面执行财政部于 2014 年 1 月至 7 月期间颁布的 9 项企业会计准则，因会计政策变更，本公司在上述列表中追溯并调整了绩效指标和社会指标。

	2012	2013	2014	2015	2016
		1.90	2.36	2.76	2.99
		()			
	14,357	16,791	18,081	17,842	19,523
	7,222	8,246	8,800	8,653	9,574
	7,135	8,545	9,281	9,189	9,949
	522	717	842	994	1,155
	100%	100%	100%	100%	100%
	76,594	124,594	163,190	200,435	219,600
	()	()			
	100%	100%	100%	100%	100%
	0.52%	0.38%	0.41%	0.36%	0.36%
	2.80	2.39%	2.30%	2.20%	2.48
	400	386	416	393	487
	410,016	549,602	673,220	583,992	717,049
			()		
	20.60%	19.12%	11.48%	18.45%	23.92%
	18.90%	17.57%	17.05%	17.12%	17.89%
		100%	100%	100%	100%

	2012	2013	2014	2015	2016
	107	119	125	161	173
	3	8	11	13	30
	3.70	5.05	6.85	8.30	11.06
	70	72	86	89	103
	33	32	36	15	30
	766	779	856	887	995

86 21 33987125

1289 A

200233

s#nl@fos#npharma.com

.fos#npharma.com

2016

- 1
- 2
- 3
- 4
- 5

2016

上海市经济团体联合会执行副会长兼秘书长 李鹤富

2016

2016

责扬天下（北京）管理顾问有限公司总经理 陈伟征

2016

”

”

润灵环球（RKS）创始人 张浩而

GRI	Global Reporting Initiative,					
FSC	Forest Stewardship Council					
EHS	Environment Health Safety					
CAPA	Corrective Action & Preventive Action					
FDA	FDA					
WHO-PQ	PQ	Prequalification		PQ	WHO	2001
WTO						
GMP	Good Manufacturing Practice					
cGMP	Current Good Manufacturing Practices					
OOS	Operation Support System					
SOP	Standard Operation Procedure					
GCP	"	"				
CSR	Corporate-Social-Responsibility					
Artesian						
eCME	2014	"	"			/
IT	Information Technology					
NGO	Non-Governmental Organizations					
CE	CE	"	European Conformity	"	CE"	
TUV	TUV	TUV				
ISO13485	"	"	ISO			
	=	+	+	+	+	/
		=	+			
	=	+	+		+	
	÷					
OA	Internet/Intranet					

“ ” “ ”

A

4

ISO14001

OHSAS18001

BSI

(DNV)

13

1999

COD

Chemical Oxygen Demand,

NH₃-N

() ,

SS

Suspended Substance

14 40

VOCs

Volatile Organic Compounds

acid fog
μm

0.1 10

SO_x

NO_x

PVC

Polyvinyl Chloride

LED

Light Emitting Diode

RO

Reverse osmosis

5S

Seiri Seiton Seiso Seiketsu Shitsuke

DCS

Distributed Control System

7000

7000

HECC

EDI Electro deion i ation

RO

CO₂

CH₄

N₂O

PPE Personal Protection Equipment

LOTO Lock Out & Tag Out

HAZOP JHA " " " "

5S " "

PSM Process Safety Management

HRO High Risk Operation

EIR Establishment Inspection Report



122

GB/T36002

L-1

L-1-1	98-99
L-1-2	92-99
L-1-3	92-99
L-1-4	98-99
L-1-5	98-99
L-1-6	98-99
L-1-7	22 98-99
L-1-8	98-99
L-1-9	50-51

L-2

L-2-1	58-60 80-84
L-2-2	80-84 100
L-2-3	98
L-2-4	98-100
L-2-5	38-39
L-2-6	38-39 98-99
L-2-7	98-99
L-2-8	92-100
L-2-9	92-100
L-2-10	98-100
L-2-11	98-99

L-3

L-3-1	99
L-3-2	99 104-105
L-3-3	98-99 104-105
L-3-4	98-99 104-105
L-3-5	21-22 104-105

L-4

GB/T36002

L-4-1	58
L-4-2	80-81
L-4-3	80
L-4-4	81
L-4-5	83-84
L-4-6	81-82
L-4-7	81
L-4-8	81
L-4-9	81
L-4-10	86-88
L-4-11	89
L-5	
L-5-1	93-97
L-5-2	98-99
L-5-3	98-99
H-1	
H-1-1	58-59
H-1-2	71-74
H-1-3	71-74
H-1-4	71-74
H-1-5	71-74
H-1-6	71-74
H-1-7	75-76
H-1-8	75-76
H-1-9	60
H-2	
H-2-1	60-63
H-2-2	60-63
H-2-3	64-65
H-2-4	64

GB/T36002

H-2-5		65
H-2-6		64-65 72-73
H-2-7		78
H-2-8		58-61
H-2-9		57-89
H-3		
H-3-1		79-80
H-3-2		79-80
H-3-3		79-80
H-3-4		60-65
H-3-5	GHG	79
H-3-6		64-65
H-3-7		79-80
H-3-8		60-61
H-3-9		79
H-3-10		
H-4		
H-4-1		79
H-4-2		79
H-4-3		79
H-4-4		65 79
H-4-5		79
H-4-6	" "	61-77
H-4-7		
H-4-8		
H-4-9		78
H-4-10		79

GB/T36002

H-4-11	79
G-1	
G-1-1	104-105
G-1-2	105
G-1-3	105
G-1-4	104-105
G-1-5	19
G-1-6	104-105
G-1-7	104-105
G-1-8	
G-1-9	104-105
G-1-10	104-105
G-2	
G-2-1	48
G-2-2	
G-2-3	48
G-2-4	
G-2-5	98-99
G-3	
G-3-1	50
G-3-2	50
G-3-3	28
G-3-4	
G-3-5	
G-3-6	50
G-4	
G-4-1	34
G-4-2	38

GB/T36002

G-4-3	34
G-4-4	38
G-4-5	38
X-1	
X-1-1	48
X-1-2	48
X-1-3	48
X-1-4	46 48
X-1-5	48
X-1-6	
X-1-7	48
X-1-8	48
X-1-9	48
X-2	
X-2-1	44-48
X-2-2	80-84
X-2-3	47
X-2-4	48
X-2-5	48
X-2-6	34
X-2-7	46
X-2-8	44-46
X-2-9	46-47
X-2-10	49
X-3	
X-3-1	48

.....

.....

GB/T36002

X-6-6	47	53
X-7		
X-7-1	86	88
X-7-2	48	
X-7-3	48	
X-7-4	27	
X-7-5	27	
X-7-6		
X-7-7		
X-7-8		
X-7-9	27	
X-7-10		
S-1		
S-1-1	108	
S-1-2		
S-1-3	105	107
S-1-4	104	105
S-1-5	108	
S-1-6	108	
S-2		
S-2-1	106	
S-2-2	106	
S-2-3	107	
S-2-4		
S-2-5		
S-3		
S-3-1	92	
S-3-2	93	94
S-3-3	50	
S-3-4	92	

GB/T36002

S-3-5	105
S-3-6	105
S-3-7	105
S-3-8	58-59
S-4	
S-4-1	58-59
S-4-2	
S-4-3	34
S-4-4	6±"•>Ü-z'),5ī pÖ...• 4%w =ŸÂ!ò† 5™± TL Fv =@))<k& &<4l+!*†&#. ;Ÿ+R5ĩ9•)4\$\$9r h4ç ?B4s&&(\$±)W
S) rh%	

105

G4

G4

G4-1*									3	
G4-2						3	4	16-17	139	
G4-3*								10-11		
G4-4*								12	44	
G4-5*										
G4-6*								12	18	
G4-7*								4	11	19
G4-8*						18	35-37	42	44	
G4-9*										12
G4-10*	a.									
UNGC	b.									a

G4

G4-20*										23
G4-21*										23
G4-22*										112-113
G4-23*									4	12 117
<hr/>										
G4-24*										26-30
G4-25*										26-30
G4-26*										26-30
G4-27*										26-30
<hr/>										
G4-28*										4
G4-29*										4
G4-30*										4
G4-31*										115
G4-32*	a.	"	"							
	b.		GRI							
	c.			GRI		"	"		4	131-138
G4-33*	a.									
	b.								4	121 140-141
	c.									
	d.									
<hr/>										
G4-34*										19-20
G4-35										19-20
G4-36										19-20
G4-37										23-25
G4-38										19-20
G4-39										19-20
G4-40										19-20

G4

G4-41					19
G4-42				17 44 58	104
G4-43				34-39 56-91	104
G4-44	a.				
	b.				19-22
G4-45	a.				
	b.			3 19 27-30	
G4-46					19-22
G4-47				21 35-38	104
G4-48					19
G4-49					19
G4-50					19
G4-51	a.				
	b.			38-39 59	98
G4-52					19
G4-53					
G4-54					
G4-55					

G4-56*					11 21
G4-57					105-106
G4-58					104-105

G4

G4-EC1				38-39 98 112-113	
--------	--	--	--	------------------	--

G4

G4-EC2	58-59
G4-EC3	39 98
G4-EC4	
G4-EC5	39 90
G4-EC6	92-93
G4-EC7	105-107
G4-EC8	34-35
G4-EC9	46-48

G4-EN1	50
G4-EN2	60-71
G4-EN3	65-74
G4-EN4	
G4-EN5	61
G4-EN6	64-65
G4-EN7	64
G4-EN8	61
G4-EN9	
G4-EN10	65
G4-EN11	
G4-EN12	
G4-EN13	
G4-EN14	(IUCN)

G4

G4-EN15		79
G4-EN16		79
G4-EN17		62 79
G4-EN18		
G4-EN19		
G4-EN20	(ODS)	
G4-EN21		71
G4-EN22		72
G4-EN23		75-76
G4-EN24		
G4-EN25	I II III VIII	
G4-EN26		
G4-EN27		60
G4-EN28		66-70
G4-EN29		
G4-EN30		63
G4-EN31		77
G4-EN32		78
G4-EN33		78
G4-EN34		

G4

G4-LA1		93-99
G4-LA2		38-39-98
G4-LA3	/	98
G4-LA4		98
G4-LA5		83-84
G4-LA6		80-83
G4-LA7		83-84
G4-LA8		86-88
G4-LA9		95
G4-LA10		93-97
G4-LA11		98
G4-LA12		93
G4-LA13		38-39-98
G4-LA14		
G4-LA15		
G4-LA16		98

G4-HR1		
G4-HR2		93-97

G4-HR

G4

G4-SO7

G4-SO8

G4-SO9

G4-SO10

50 78

G4-SO11

G4-PR1

G4-PR2

G4-PR3

44-46 48

G4-PR4

G4-PR5

27 31 53

G4-PR6

G4-PR7

G4-PR8

G4-PR9



4 " " 12 50 "

" 30 "

—

—

报告—上海复星

通标标准技术服务股份有限公司上海分公司可持续发展验证报告
医药（集团）股份有限公司2016年度企业社会责任报告

验证的性质和范围

通标标准技术服务股份有限公司上海分公司（SGS）经上海复星医药（集团）股份有限公司（以下简称“复星医药”）授权，对2016年度企业社会责任报告进行独立验证。根据SGS可持续发展报告验证方法，验证范围包括本报告所含文本以及附随表格中的数据。并对位于上海市宜山路1289号的上海复星医药

复星医药的2016年度企业社会责任报告中的信息和介绍由其总裁以及管理层负责。SGS并未参与2016年度企业社会责任报告任何内容的编写。

《SGS可持续发展报告验证程序》基于国际认可的准则，包括全球报告倡议组织（GRI）可持续发展报告验证的准确性和可靠性标准，符合全球ISO 26000标准中的验证水平。

验证过程符合全球行业最佳实践，并包括以下：

- 评估内容真实性，以及
- 根据《全球报告倡议组织可持续发展报告指南（2013）》评估报告


验证过程包括验证前调研、现场查验、访谈相关领导与员工，以及对相关文件和记录进行核实。本次验证未包含对独立审计的财务信息的溯源及验证。

独立性与能力声明

SGS是全球领先的检验、鉴定、测试和认证机构，提供的服务包括管理体系认证、社会责任审计及培训、环境、社会和可持续发展报告验证。SGS申明与验证对象及其利益相关方保持独立，并遵守全球行业最佳实践。

可持续发展背景

复星医药从经济、环境与社会方面展现其为实现可持续发展所做出的努力，并将这些绩效结合可持续发展的愿景呈现



" " " " " " " " " " " " "

FOSUNPHARMA
复星医药

()

Shanghai Fosun Pharmaceutical (Group) Co., Ltd.

: 1289 A
(86 21) 3398 7000
(86 21) 3398 7020
.fosunpharma.com
200233